


2nd Edition

Family and Friends

Starter
Class Book

دهخدا

موسسه زبان دهخدا
dehkhodaedu.com



MULTIROM

with animated stories

OXFORD

Naomi Simmons

Scope and sequence



	Words	Grammar and song	Sounds and letters	Numbers	Reading and writing skills
Starter: Hello! <p>p.4</p>	Character names Greetings	What's your name? I'm Rosy.	Aa apple, Annie Bb boy, bat	1, 2	Reading <ul style="list-style-type: none"> Left-to-right progression Visual discrimination Recognising sequences Writing <ul style="list-style-type: none"> Left-to-right progression Drawing verticals and horizontals Drawing long and short lines
1 What colour is it? <p>p.10</p>	Colours	What colour is it? It's green.	Cc cat, car Dd dog, duck	3, 4	Reading <ul style="list-style-type: none"> Left-to-right progression Visual discrimination Identifying the odd-one-out Writing <ul style="list-style-type: none"> Left-to-right progression Drawing diagonals, curves and curve sequences Drawing downstrokes (lines, curves and diagonals)
2 What's this? <p>p.16</p>	School things	What's this? It's a notebook.	Ee egg, elephant Ff fish, farm	5, 6	Reading <ul style="list-style-type: none"> Left-to-right progression Visual discrimination Identifying differences Writing <ul style="list-style-type: none"> Left-to-right progression Drawing large and small loops
3 Is it a plane? <p>p.22</p>	Toys	Is it a plane? Yes, it is. No, it isn't.	Gg girl, guitar Hh hat, horse Ii insect, ill	7, 8	Reading <ul style="list-style-type: none"> Left-to-right progression Visual discrimination Recognising fragments of a pattern Writing <ul style="list-style-type: none"> Left-to-right progression Drawing complex loops and pathways Drawing wave patterns
Values Time p.28 Be polite Project: a rainbow					
Review 1 p.30					
4 This is my mum! <p>p.32</p>	Family	This is my mum.	Jj jug, juice Kk kangaroo, key Ll lion, lollipop	9, 10	Reading <ul style="list-style-type: none"> Word recognition (identifying words that are the same) Matching words to pictures Reading simple sentence patterns Writing <ul style="list-style-type: none"> Word tracing (left to right) Guided word writing Completing simple sentence patterns with individual words

	Words	Grammar and song	Sounds and letters	Numbers	Reading and writing skills
5 He's happy! <p>p. 38</p>	Feelings	<i>he/she</i> <i>He's happy.</i> <i>She's cold.</i>	Mm <i>man, mango</i> Nn <i>nose, neck</i> Oo <i>orange, octopus</i>	11, 12	Reading <ul style="list-style-type: none"> • Word recognition • Matching words to pictures • Reading simple sentence patterns Writing <ul style="list-style-type: none"> • Word tracing • Guided word writing • Completing simple sentence patterns with individual words
6 They're bears! <p>p. 44</p>	Zoo animals	plurals with s <i>What are they?</i> <i>They're bears.</i>	Pp <i>panda, pen</i> Qq <i>queen, quilt</i> Rr <i>river, rainbow</i>	13, 14	Reading <ul style="list-style-type: none"> • Word recognition • Matching words to pictures • Reading simple sentence patterns Writing <ul style="list-style-type: none"> • Word tracing • Guided word writing • Completing simple sentence patterns with individual words
Values Time! 2 p.50 Share with others Project: a family portrait					
Review 2 p.52					
7 Are they teachers? <p>p. 54</p>	Jobs	<i>Are they teachers?</i> <i>Yes, they are.</i> <i>No, they aren't.</i>	Ss <i>sofa, sock</i> Tt <i>towel, turtle</i> Uu <i>umbrella, up</i>	15, 16	Reading <ul style="list-style-type: none"> • Word recognition • Reading simple sentences • Reading simple dialogues Writing <ul style="list-style-type: none"> • Word writing • Completing gap sentences • Writing simple full sentences
8 I've got a shirt! <p>p. 60</p>	Clothes	<i>I've got a shirt.</i>	Vv <i>violin, vase</i> Ww <i>woman, wall</i> Xx <i>box, fox</i>	17, 18	Reading <ul style="list-style-type: none"> • Word recognition • Reading simple sentences • Reading simple dialogues Writing <ul style="list-style-type: none"> • Word writing • Completing gap sentences • Writing simple full sentences
9 I like plums! <p>p. 66</p>	Food and drink	<i>I like plums.</i> <i>I don't like raisins.</i>	Yy <i>yogurt, yo-yo</i> Zz <i>zebra, zoo</i>	19, 20	Reading <ul style="list-style-type: none"> • Word recognition • Reading simple sentences • Reading simple dialogues Writing <ul style="list-style-type: none"> • Word writing • Completing gap sentences • Writing simple full sentences
Values Time! 3 p.72 Be kind to animals Project: an animal book					
Review 3 p.74					
Culture p.76 Food					
Picture dictionary p.78					

Starter

Hello!

Lesson One Words

1 Listen, point and repeat. 🎧 03

2 Listen and chant. 🎧 04



3 Point and say. Stick the stickers. 📌



1 Listen and repeat. 05

2 Listen and sing. 06

Let's sing!



3 Trace the lines and say.



Lesson Three Sounds and letters

1 Listen, trace and point. Repeat. 07



apple



Annie



2 Listen and chant. 08

3 Stick. Then circle and say.



a

apple



A

Annie

4 Circle the letter Aa.



Complete the writing task on page 78 of the Workbook.

page

78

1 Listen, trace and repeat. 09

2 Point and sing. 10

Let's sing!






one




two

3 Count and trace the correct number.



4 Circle the apples and say.


2



2



1



1



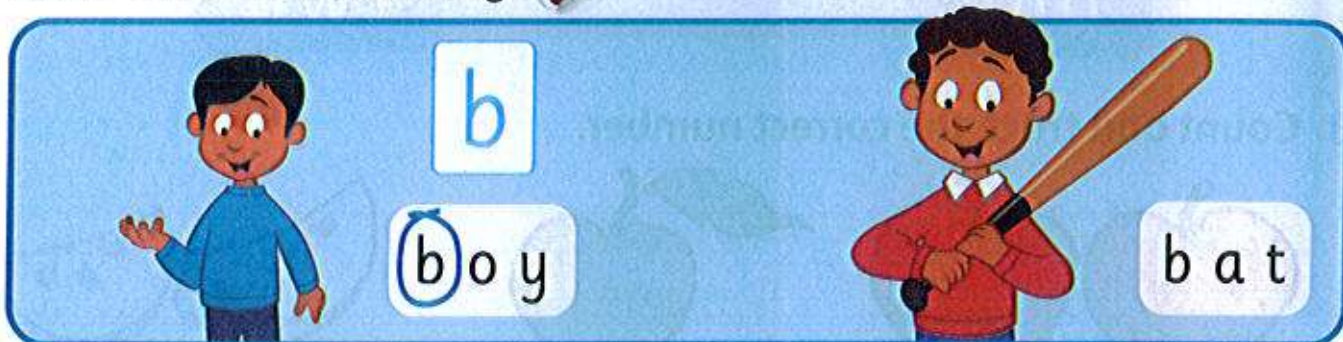
Lesson Five Sounds and letters

1 Listen, trace and point. Repeat. 11

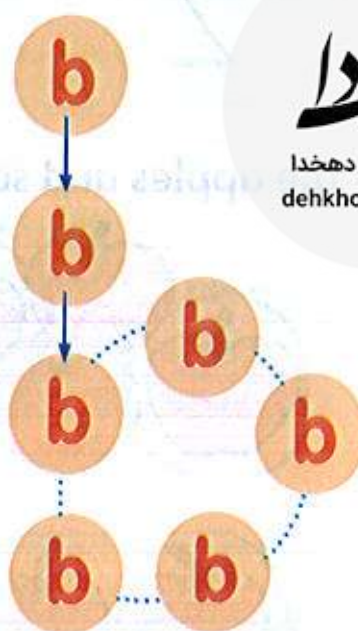



2 Listen and chant. 12

3 Stick. Then circle and say. 13



4 Join the letter Bb.




موسسه زبان دهخدا
dehkhodaedu.com

Complete the writing task on page 78 of the Workbook.

page
78

Starter Unit Bb – boy, bat

- 1 Point and say.
- 2 Listen to the story.  13
- 3 Listen and act.



Watch the MultiROM! ▶


I'm Billy!




1

What colour is it?

Lesson One Words

1 Listen, point and repeat.  14

2 Listen and chant.  15



3 Point and say. Stick the stickers. 



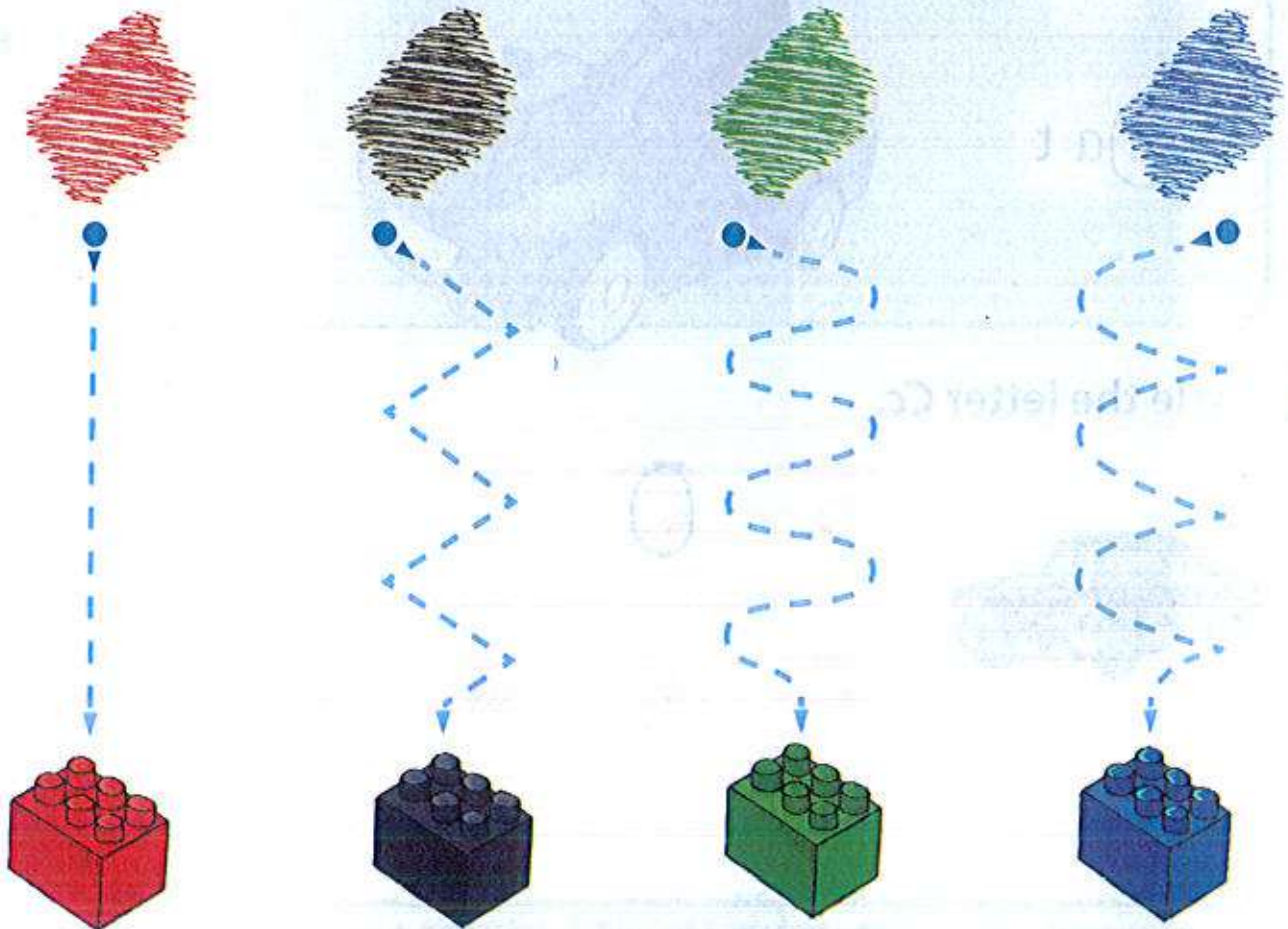
1 Listen and repeat. 16

2 Listen and sing. 17


Let's sing!

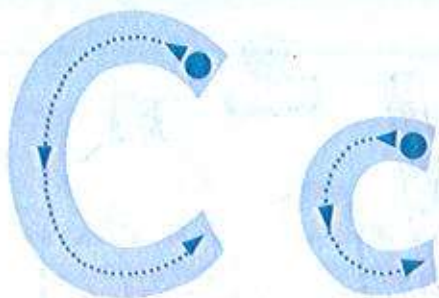


3 Trace the lines and say.



Lesson Three Sounds and letters

1 Listen, trace and point. Repeat.  18

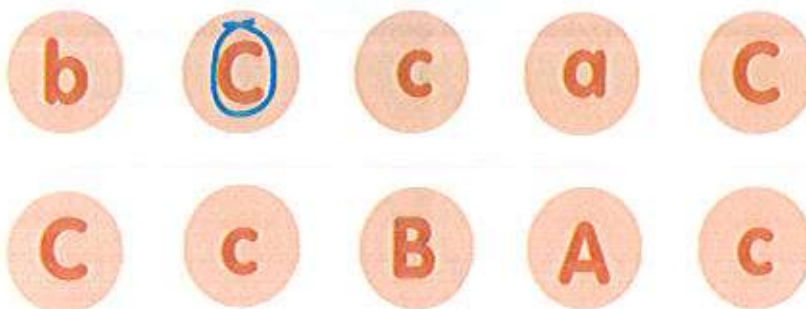


2 Listen and chant.  19

3 Stick. Then circle and say. 



4 Circle the letter Cc.



Complete the writing task on page 78 of the Workbook.

page
78

1 Listen, trace and repeat. 20

2 Point and sing. 21



موسسه زبان دهخدا
dehkhodaedu.com

Let's sing!



3



three

4




four

3 Count and say.



Lesson Five Sounds and letters


1 Listen, trace and point. Repeat. 22



2 Listen and chant. 23



3 Stick and say. 24



c d


c d

c d

c d

Complete the writing task on page 78 of the Workbook.

page
78

- 1 Point and say.
- 2 Listen to the story.  24
- 3 Listen and act.



Watch the MultiROM! ▶


What colour is it?



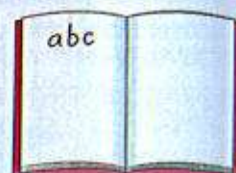
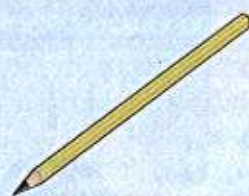
2

What's this?

Lesson One Words

1 Listen, point and repeat.  25

2 Listen and chant.  26



3 Point and say. Stick the stickers. 




1 Listen and repeat. 🎧 27

2 Listen and sing. 🎧 28

Let's sing!




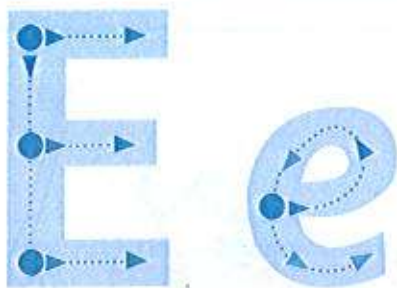
3 Help Rosy and Tim. Trace the lines and say.



What's this? It's a desk. Unit 2

Lesson Three Sounds and letters

1 Listen, trace and point. Repeat.  29





egg




elephant



2 Listen and chant.  30

3 Stick. Then circle the beginning e sound and say. 

E




e

Ellie the e lephant

e g g

e

4 Join the letter Ee. Help Ellie find the egg.



Complete the writing task on page 78 of the Workbook.

page
78

1 Listen, trace and repeat. 31

2 Point and sing. 32

Let's sing!



5



five

6




six

3 Circle the differences.


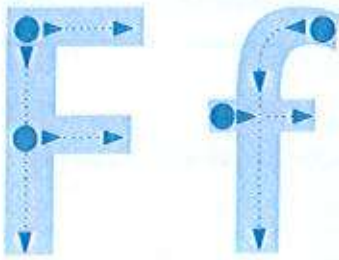


4 Count and trace the correct number.




Lesson Five Sounds and letters


1 Listen, trace and point. Repeat. 33



2 Listen and chant. 34



3 Stick and say.



e f


e f

e f

e f

Complete the writing task on page 78 of the Workbook.


page
78

- 1 Point and say.
- 2 Listen to the story.  35
- 3 Listen and act.



Watch the MultiROM! ▶


It's a train!




3

Is it a plane?

Lesson One Words


1 Listen, point and repeat.  36


2 Listen and chant.  37



3 Point and say. Stick the stickers. 




1 Listen and repeat.  38

2 Listen and sing.  39

Let's sing!




3 Match, ask and answer.



Is it a balloon? Yes, it is. No, it isn't. Unit 3

Lesson Three Sounds and letters

1 Listen, trace and point. Repeat.  40


G g


girl



guitar



2 Listen and chant.  41

3 Stick. Then circle and say. 

g

girl



guitar

4 Join the letter Gg. Help the girl find the guitar.



g A e G f a
d G g F g G



Complete the writing task on page 78 of the Workbook.

page
78

1 Listen, trace and repeat. 42

2 Point and sing. 43

Let's sing!



7



seven

8





eight

3 Find, circle and say. 8 cars, 7 balloons.



Lesson Five Sounds and letters

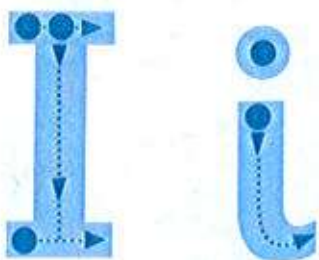
1 Listen, trace and point. Repeat.  44



hat



horse



insect



ill



2 Listen and chant.  45



3 Stick and say. 



g h i


g h i

g h i

Complete the writing task on pages 78–79 of the Workbook.

pages


78–79

- 1 Point and say.
- 2 Listen to the story.  46
- 3 Listen and act.



Watch the MultiROM! ▶

Is it a robot?



Consolidation: Is it a balloon? Yes, it is. No, it isn't. Unit 3

Values Time! ①

Everyday English

Be
polite

1 Listen and say. 47



2 Listen and point. 48



3 Now point and say.



Green, please.

Thank you.

Here you are.



1 Listen, point and repeat. 49



2 Listen and chant. 50

3 Point and say.






Purple, please.

Thank you.

Here you are.



4 Make a rainbow and say.




Review 1

دهخدا

موسسه زبان دهخدا
dehkhodaedu.com

1 Listen and repeat. Find and circle. 51



2 Ask and answer.

Is it a notebook?

Yes, it is.

3 Match the letter sound to the correct picture.

Letter sounds in balloons: Dd, Aa, Ff, Bb, Cc, Ee, Gg, Ii, Hh.

Illustrations for matching: a purple hat, a white swan, a green apple, a boy, a blue elephant, a girl, a yellow fish, a black cat, and a ladybug.

A dashed line connects the 'Ee' balloon to the purple hat.

4 Point and say.

5 Look and colour.

My work in Starter Unit and Units 1, 2 and 3 is



OK



Good




Excellent

4

This is my mum!

Lesson One Words

1 Listen, point and repeat.  52

2 Listen and chant.  53



mum



dad



brother




sister



grandpa



grandma

3 Point and say. Stick the stickers. 



1 Listen and repeat. 54

2 Listen and sing. 55

Let's sing!



3 Match the pictures to the words and say.



• sister


• mum

• dad

• grandpa

• grandma

Lesson Three Sounds and letters

1 Listen, trace and point. Repeat.  56



jug



juice



2 Listen and chant.  57

3 Stick. Then circle and say. 


J

j



Juice in a jug.

4 Join the letter Jj. Put the juice in the jug.



Complete the writing task on page 79 of the Workbook.

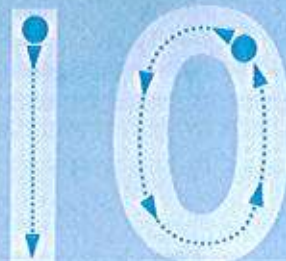
page

79

1 Listen, trace and repeat. 58

2 Point and sing. 59

Let's sing!



nine

ten

3 Count and say. Then write the number.


mums

10

dads

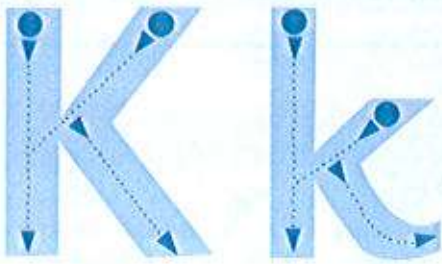
boys

girls



Lesson Five Sounds and letters

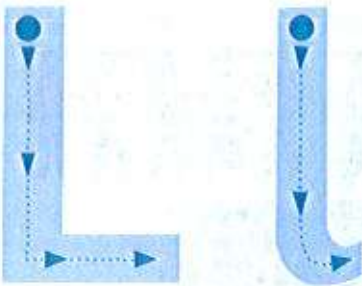
1 Listen, trace and point. Repeat.  60



kangaroo



key



lion



lollipop



2 Listen and chant.  61

3 Stick and say. 




4 Circle the letters **Kk** and **Ll**.

Katy is a kangaroo. She has got a key.
Look at the lion with a lollipop.

Complete the writing task on page 79 of the Workbook.

page

79

- 1 Listen to the story.  62
- 2 Read and say.
- 3 Listen again and repeat. Act.



Watch the MultiROM! ▶

My brother!



This is my grandpa.



This is my mum.



This is my brother.

5

He's happy!

Lesson One Words



موسسه زبان دهخدا
dehkhodaedu.com

1 Listen, point and repeat. 63

2 Listen and chant. 64



happy



sad



hungry



thirsty




hot



cold


3 Point and say. Stick the stickers.



1 Listen and repeat. 65

2 Listen and sing. 66

Let's sing!




3 Point and say the differences.

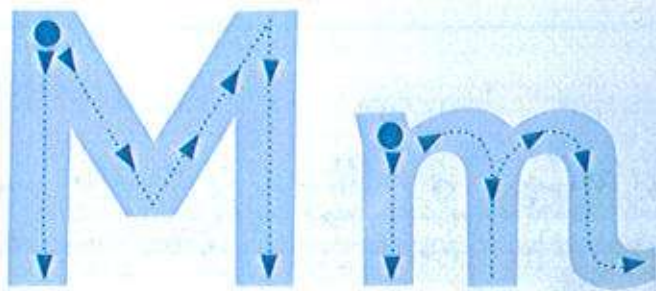
She's sad.

She's happy.

He's happy. She's hungry. Unit 5

Lesson Three Sounds and letters

1 Listen, trace and point. Repeat.  67



man



mango



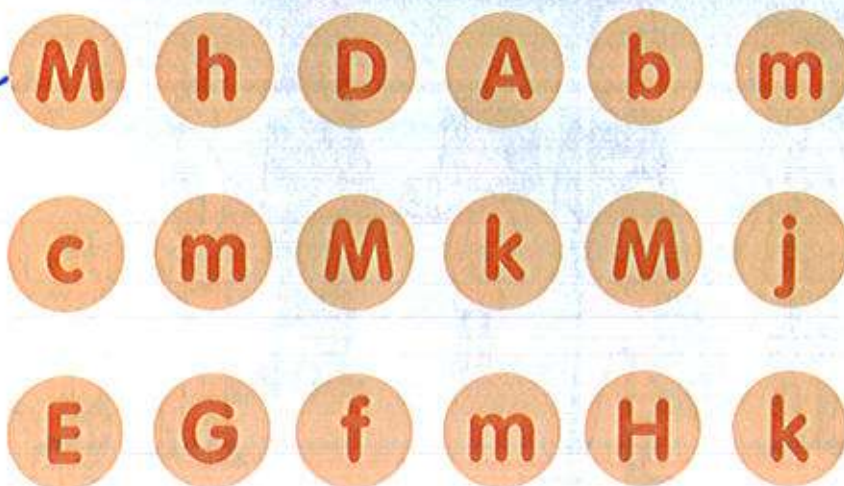
2 Listen and chant.  68

3 Stick. Then circle and say. 



A m a n e a t s
a m a n g o .

4 Join the letter Mm. Help the man find the mango.



Complete the writing task on page 79 of the Workbook.

page

79

1 Listen, trace and repeat. 69

2 Point and sing. 70

Let's sing!



eleven



twelve

3 Count and add.



+



=



+




=



Lesson Five Sounds and letters


1 Listen, trace and point. Repeat. 71



nose



neck



orange




octopus



2 Listen and chant. 72

3 Stick and say.




4 Circle the letters Nn and Oo.

I'm Nellie. This is my nose and my neck.
I'm Ollie. This is my octopus.

Complete the writing task on page 79 of the Workbook.

page


79

- 1 Listen to the story.  73
- 2 Read and say.
- 3 Listen again and repeat. Act.




Watch the MultiROM! ▶

She's hungry!



She's happy.



He's sad.



She's hungry.




Consolidation: He's happy. She's hungry. Unit 5

6

They're bears!

Lesson One Words

1 Listen, point and repeat.  74


2 Listen and chant.  75



bird



bear



hippo






crocodile





tiger

3 Point and say. Stick the stickers. 



- 1 Listen and repeat.  76
- 2 Listen and sing.  77
- 3 Point and say. Tick (✓) the missing piece of the jigsaw.


Let's sing!



What are they? They're bears. Unit 6

Lesson Three Sounds and letters

1 Listen, trace and point. Repeat.  78



panda



pen




2 Listen and chant.  79

3 Stick. Then circle and say. 



Polly is a panda.
She has got a pen.

4 Colour the letter Pp.



Complete the writing task on page 79 of the Workbook.

page
79

Unit 6 Pp – panda, pen

1 Listen, trace and repeat. 80

2 Point and sing. 81




موسسه زبان دهخدا
dehkhodaedu.com

Let's sing!



thirteen



fourteen

3 Count and say. Then write the number.

pandas bears lions hippos



Lesson Five Sounds and letters

1 Listen, trace and point. Repeat.  82


Q

q

queen



quilt



R

r

river



rainbow



2 Listen and chant.  83

3 Stick and say. 




4 Circle the letters Qq and Rr.

The queen has got a quilt.

Look at the rainbow. Look at the river.

Complete the writing task on pages 79–80 of the Workbook.

pages
79–80.

- 1 Listen to the story.  84
- 2 Read and say.
- 3 Listen again and repeat. Act.



Watch the MultiROM! ▶

They're tigers!



They're crocodiles.



They're birds.



They're tigers.



They're boys.

Consolidation: What are they? They're birds. Unit 6

Values Time! 2

Everyday English

Share
with
others

1 Listen, read and say. 85



Here, share my crayons.




Thank you.



You're welcome.

2 Listen and number. 86



3 Now point and say.



Share my desk.

You're welcome.



Thank you.

1 Listen, point and repeat. 87



paper



scissors

2 Listen and chant. 88



glue



paint

3 Point and say.




Share my paper.

You're welcome.



Thank you.

4 Make a family portrait and say.



Colour.



Cut out.



Draw.




This is my mum.

Say.

Review 2

1 Read and match.

- 1 This is my mum.
- 2 He's happy.
- 3 She's cold.
- 4 They're bears.
- 5 This is my grandpa.
- 6 They're birds.



2 Point and say.

This is my dad.

He's thirsty.

They're hippos.



3 Match the letter sound to the correct picture.

1 Kk

2 Jj

3 Oo

4 Rr

5 Mm

6 Ll

7 Qq

8 Pp

9 Nn


☐

☐

☐

☐

☐

☐

☐

☐

☐

4 Point and say.

5 Look and colour.

My work in Units 4, 5 and 6 is



OK



Good




Excellent

7

Are they teachers?

Lesson One Words

1 Listen, point and repeat.  89

2 Listen and chant.  90



pupil



teacher



waiter




vet



builder

3 Point and say. Stick the stickers. 



pupil

1 Look and say.

Let's learn!



Are they builders?
Yes, they are.



Are they waiters?
No, they aren't.

2 Listen and sing. 91

Let's sing!



3 Match, ask and answer.


Are they waiters?

Yes, they are.

Are they waiters? Yes, they are. No, they aren't. Unit 7

Lesson Three Sounds and letters

1 Listen, trace and point. Repeat. 92



2 Listen and chant. 93

3 Stick. Then circle the beginning s sound and say. 94

S

There's a **s**ock
on the **s**ofa.

4 Circle the words that begin with Ss.

pen sofa river sock sister lion
sad mango nose hat snake

Complete the writing task on page 80 of the Workbook.

page
80

1 Listen, trace and repeat. 94

2 Point and sing. 95

Let's sing!




fifteen



sixteen

3 Count and add.



+



=



+

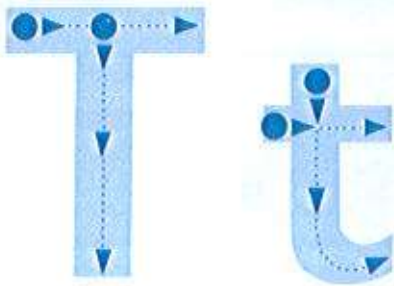


=



Lesson Five Sounds and letters


1 Listen, trace and point. Repeat.  96



towel



turtle



umbrella



up



2 Listen and chant.  97

3 Stick and say. 



4 Circle the letters *Tt* and *Uu*.

Look at the turtle. It has got a towel.
Look at the umbrella. It goes up.

Complete the writing task on page 80 of the Workbook.

page

80



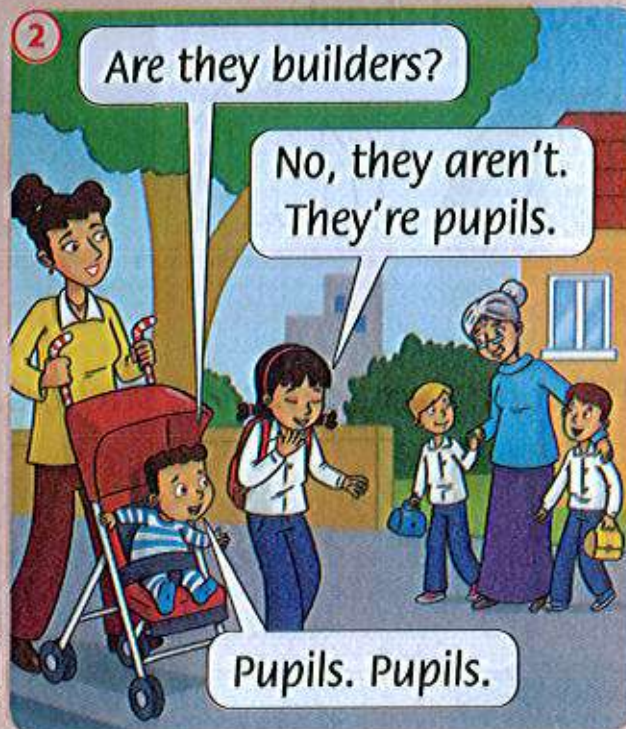

- 1 Listen and read. 98
- 2 Read and say.
- 3 Listen again and repeat. Act.



Watch the MultiROM!




Are they pupils?



8

I've got a shirt!

Lesson One Words

1 Listen, point and repeat.  99

2 Listen and chant.  100



jumper



shirt



jacket



hat



belt

3 Point and say. Stick the stickers. 



1 Look and say.

Let's learn!



I've got a jacket.



I've got a jumper.

2 Listen and sing. 101

Let's sing!




3 Point and say.

I've got a hat.

Lesson Three Sounds and letters

1 Listen, trace and point. Repeat.  102



violin



vase



2 Listen and chant.  103

3 Stick. Then circle the beginning v sound and say. 



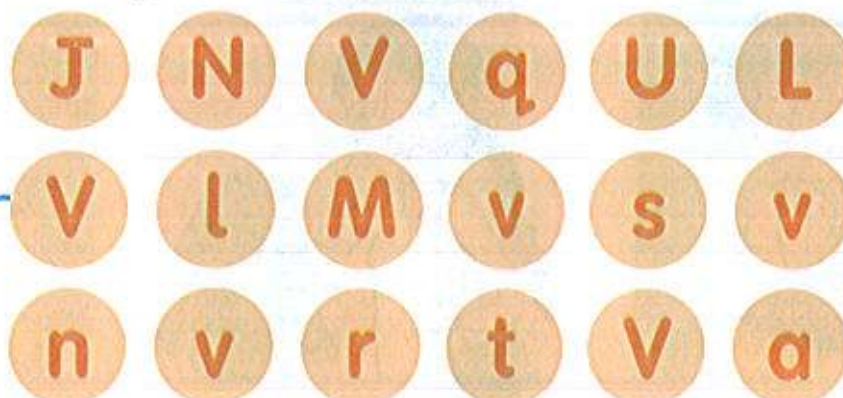
I'm V Victor.
I've got a violin.



I'm V Vicky.
I've got a vase.



4 Join the letter Vv. Help Victor find the violin.



Complete the writing task on page 80 of the Workbook.

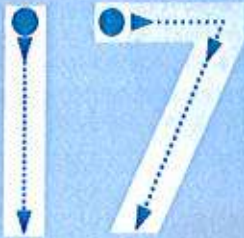
page

80

1 Listen, trace and repeat. 104

2 Point and sing. 105

Let's sing!



seventeen





eighteen

3 Circle and say. 17 jumpers, 18 shirts.



Lesson Five Sounds and letters

1 Listen, trace and point. Repeat.  106



woman



wall



box



fox



2 Listen and chant.  107

3 Stick and say. 



4 Circle the letters Ww and Xx.


She's a woman. It's a wall.

What's this? It's a box. It's a fox.

Complete the writing task on page 80 of the Workbook.

page


80

- 1 Listen and read.  108
- 2 Read and say.
- 3 Listen again and repeat. Act.



Watch the MultiROM! ▶

I've got a hat!



9

I like plums!

Lesson One Words



موسسه زبان دهخدا
dehkhodaedu.com

1 Listen, point and repeat. 109

2 Listen and chant. 110



raisins



plums



crisps




cakes



milkshake

3 Point and say. Stick the stickers.



1 Look and say.

Let's learn!




I like raisins.



I don't like crisps.

2 Listen and sing. 111

Let's sing!



3 Point and say.

I like raisins.

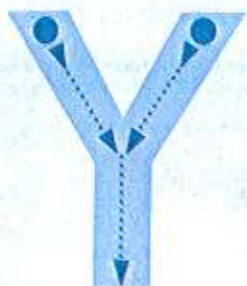
I don't like cakes.

I like raisins. I don't like crisps.

Unit 9

Lesson Three Sounds and letters

1 Listen, trace and point. Repeat.  112



yogurt



yo-yo



2 Listen and chant.  113

3 Stick. Then circle the beginning y sound and say. 

y



I like yogurt.

I like my yo-yo.



4 Circle the words that begin with Yy.

umbrella

yes

yo-yo

nose

girl

yellow

juice

yogurt


you

panda

Complete the writing task on page 80 of the Workbook.

page

80

1 Listen, trace and repeat.  114

2 Point and sing.  115

Let's sing!



nineteen

twenty

3 Count and take away.




$$- 4 =$$



$$- 3 =$$

Lesson Five Sounds and letters

1 Listen, trace and point. Repeat.  116




zebra

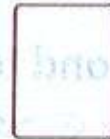


zoo



2 Listen and chant.  117

3 Stick and say. 




4 Circle the letter Zz.

Zebra, zebra at the zoo.
'Z', says the zebra at the zoo.

Complete the writing task on page 80 of the Workbook.

page



80

- 1 Listen and read.  118
- 2 Read and say.
- 3 Listen again and repeat. Act.



Watch the MultiROM! ▶

I like cakes!



Values Time! ③

Everyday English



1 Listen, read and say. 🎧 119



James, be kind to the cat.



Yes, OK. Sorry, Kate.

2 Listen and number. 🎧 120



3 Now point and say.



Be kind to the ducks.



Yes, OK.

1 Listen, point and repeat. 121



2 Listen and chant. 122



3 Point and say.



Be kind to the goat.


Yes, OK.



4 Make an animal book and say.



Colour.



Write.



Fold.



Say.

Review 3

1 Circle the odd-one-out. Write.

1



waiter



vet



jacket



builder

jacket

2



shirt



cake



hat



belt

3



apple



mango



plum

18

eighteen

4



jumper

15

fifteen

16

sixteen

17

seventeen

5



zebra



fox



turtle



crisps


2 Point and say.

I've got a shirt.

I like cakes.

I don't like crisps.

3 Circle the beginning sound.




w u x s z t z y v u z w t y s s t w

4 Complete the words.

s ~~w~~ x t y v



woman



__ogurt




fo__



__ase



__ock



__urtle

5 Look and colour.

My work in Units 7, 8 and 9 is



OK



Good



Excellent

Food

1 Listen, point and repeat.  123



ice cream



ice lolly



sandwich



banana

2 Listen and number.  124

1 An ice cream, please.


2 I like oranges.

3 I've got a sandwich.

4 I like bananas.

5 I've got an ice lolly.

6 Here, share my crisps.





3 Listen and sing.  125

Let's sing! 



Picture dictionary

Look and say.

Starter



Rosy



Tim



Billy



hello



goodbye

Unit 1



red



green



blue



black



white

Unit 2



desk




chair



crayon



pencil



notebook

Unit 3



plane



puppet



robot



balloon



teddy

Values Time! 1



purple



yellow



orange



brown

Unit 4



mum



dad



brother



sister



grandpa



grandma

Unit 5



happy



sad



hungry



thirsty



hot



cold

Unit 6



bird



bear



hippo



crocodile



tiger

Values Time! 2



paper



scissors



glue



paint

Unit 7



pupil



teacher



waiter



vet



builder

Unit 8



jumper



shirt



jacket



hat



belt

Unit 9



raisins



plums



crisps



cakes



milkshake

Values Time! 3



goat



hen



sheep



cow

Culture



ice cream




ice lolly



sandwich



banana



Starter



A a b

1



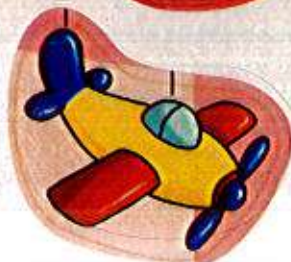
c c c
d d

2



E e e
e f f

3



g g
h i

2nd Edition Family and Friends


Support and development for the whole child

The first level of the internationally best-selling Family and Friends series, Family and Friends Starter quickly takes learners from recognising and tracing letters to reading and writing simple sentences with confidence.

The 2nd Edition now brings you:

- NEW** Interactive online practice you can assign and track
- NEW** Values and civic education lessons for developing social skills
- NEW** Additional craft projects, culture pages, songs and chants for more active learning

For students



Class Book
with Student MultiROM



Workbook
with or without Online Practice



For teachers




Teacher's Book Plus
with Online Practice and
Assessment and Resource MultiROM



Oxford iTools
Digital Classroom Resources



Class Audio CDs



Teacher's Resource Pack
with Phonics Poster, Phonics Cards
and Flashcards



OXFORD
UNIVERSITY PRESS

www.oup.com/elt/familyandfriends

دهخدا

موسسه زبان دهخدا
dekhodaedu.com

SHAPING Learning TOGETHER

ISBN 978-0-19-480828-6



9 780194 808286

4

mum

dad

grandma

grandpa

brother

sister

J

j

j

k

l

5

hot cold sad happy

thirsty hungry m m n o

6

bird bear hippo crocodile tiger

P p p q r

7

pupil teacher waiter vet builder

s s t u

8

jumper shirt jacket hat belt

V v v x w

9

raisins plums crisps cakes milkshake

y y y z z