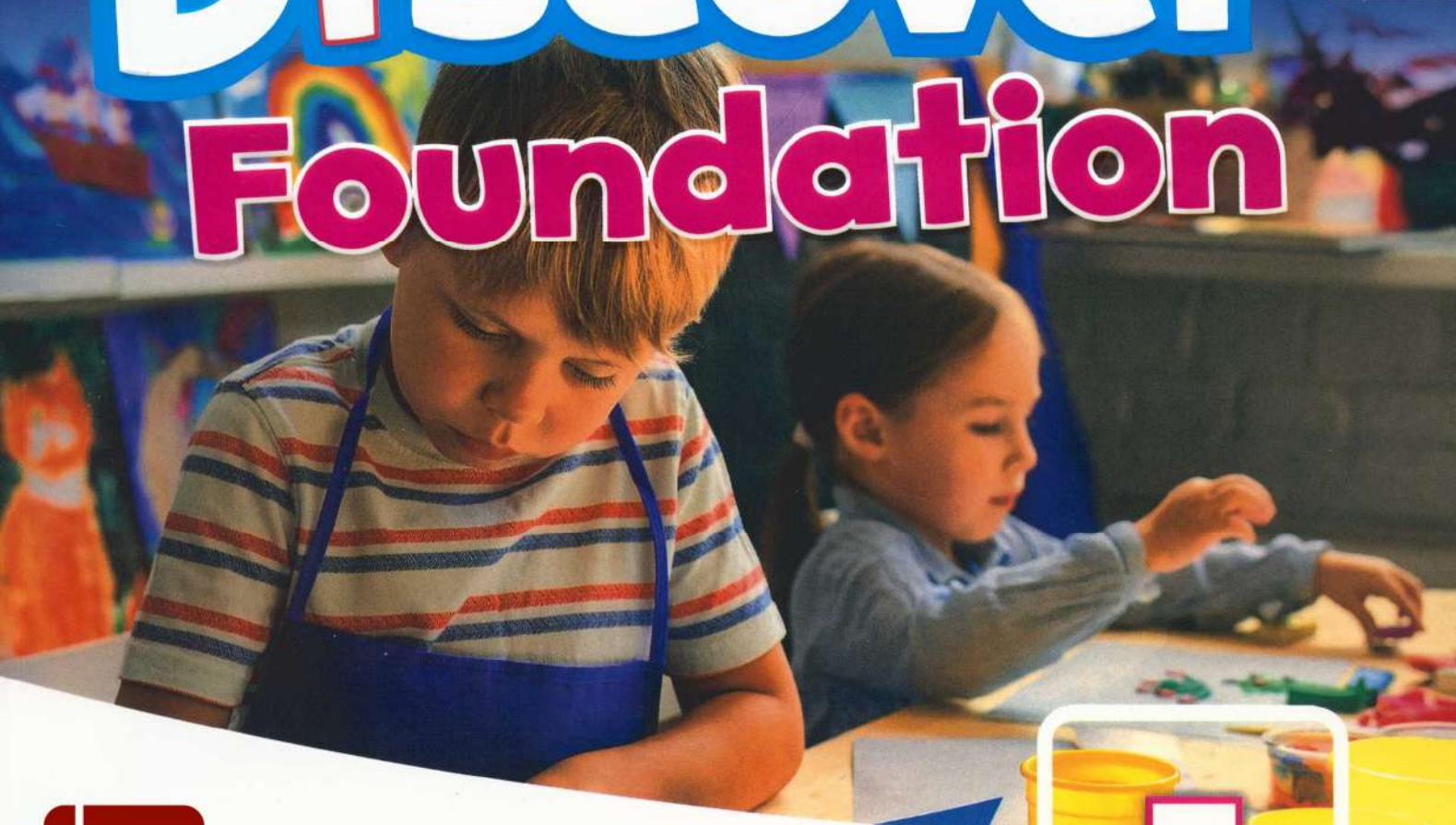




2nd edition

Oxford Discover Foundation



Cheryl Palin

Student Book





2nd edition

Oxford Discover Foundation



Student Book

Cheryl Palin

این مجموعه با لوگوی مرجع زبان ایرانیان
به صورت نشر بر خط و حامل به ثبت رسیده است.
کپی برداری از آن خلاف شرع، قانون و اخلاق است و شامل پیگرد خواهد بود.



Syllabus

S
Starter

Starter
Who's here?

Page 2

Vocabulary	Grammar	Cross-curricular, culture and values	Literacy
Numbers 1-10 Feelings	Introductions <i>What's your name? I'm Ava.</i> I'm ... <i>I'm happy.</i>		
Colours Pencil case items	It's ... <i>What's your favourite colour? It's blue.</i> This is my / your ... <i>This is my pencil. This is your pen.</i>	Science: chameleons and camouflage Culture: school life (Ireland) (WB page 10) Values: saying sorry	
Toys Parts of the body	have got <i>I've got a football.</i> <i>I've got rollerblades.</i> has got / hasn't got ... <i>It's got legs. It hasn't got a tail.</i>	Maths: Venn diagrams Culture: a park (USA) (WB page 18) Values: helping your family	
The Big Project 1 Page 26 A sock puppet			
Animals Outdoor things	What's this ... ? <i>What's this? It's a butterfly.</i> Prepositions of place in / on / under <i>The cat is under the tree.</i> <i>The bird is on the fence.</i> <i>The fish is in the pond.</i>	Science: life cycle of a frog Culture: nature (UK) (WB page 26) Values: respecting wildlife	
Activities Food	I can / can't ... <i>I can climb. I can't do gymnastics.</i> I like / don't like ... <i>I don't like soup. I like spaghetti.</i>	Art: a splatter paint picture Culture: food (India) (WB page 34) Values: making the best of a situation	
The Big Project 2 Page 48 A play			
Family Abilities	He's / She's ... <i>He's my uncle. She's my auntie.</i> He / She can / can't ... <i>He can sing. She can't sing.</i>	PE: an aerobics dance Culture: the beach (Brazil) (WB page 42) Values: being respectful of others	
Appearance Clothes	Have you got ... ? <i>Have you got curly hair?</i> <i>Yes, I have. / No, I haven't.</i> Present continuous <i>I'm wearing ... I'm wearing a hat.</i>	Science: climate and clothes Culture: carnival (Italy) (WB page 50) Values: being resourceful	
The Big Project 3 Page 70 A group book			
Classroom objects Stationery	What's this? It's a ... <i>What's this? It's a bag.</i> I've got ... / I haven't got ... <i>I've got a pen.</i> <i>I haven't got a ruler.</i>	Art: primary and secondary colours Culture: a school in the UK Values: being polite	A poster The mini book (WB pages 141-142)

1

What colours can you see?

Page 6

2

What's your favourite toy?

Page 16

The Big Project 1

Page 26

3

What's your favourite animal?

Page 28

4

What can you do?

Page 38

The Big Project 2

Page 48

5

Who's in your family?

Page 50

6

What do you look like?

Page 60

The Big Project 3

Page 70

7

What do we like about school?

Page 72



	Vocabulary	Grammar	Cross-curricular, culture and values	Literacy
8 What's interesting about families? Page 82	Family Adjectives	Who's this? This is my ... <i>Who's this? This is my mum.</i> He's / She's ... <i>He's short. She's tall.</i>	Science: animal families Culture: Mother's Day in the USA Values: helping your family	A greetings card The mini book (WB pages 139–140)
9 How do we have fun? Page 92	Toys Activities	Have you got ... ? <i>Have you got a doll?</i> <i>Yes, I have. / No, I haven't.</i> I can ... / I can't ... (ability) <i>I can run. I can't rollerblade.</i>	Art: making a game Culture: a park in Germany Values: bike safety	A phone message The mini book (WB pages 137–138)
The Big Project 4 Page 102	A board game. English in use: Game phrases <i>My turn! Miss a turn!</i> Numbers 11–20			
10 What do we like about animals? Page 104	Pets Farm animals	I like ... / I don't like ... <i>I like cats. I don't like dogs.</i> They're ... and ... <i>They're green and brown.</i>	Art: how to draw using simple shapes Culture: animals from Brazil Values: importance of rainforests	An email The mini book (WB pages 135–136)
11 What do we eat? Page 114	Food and drink Fruit and vegetables	What do you have for ... ? <i>What do you have for lunch?</i> <i>I have pasta for lunch.</i> Do you like ... ? Do you like bananas? <i>Yes, I do. / No, I don't.</i>	Science: parts of a plant we eat Culture: Liberian fiction Values: eating fruit and vegetables	A traditional story The mini book (WB pages 133–134)
12 How are people and animals different? Page 124	Body and face Abilities	We / Plural nouns <i>We've got eyes.</i> <i>Horses haven't got wings.</i> Can you / they ... ? (ability) <i>Can you / they swim?</i> <i>Yes, I / they can. No, I / they can't.</i>	Science: hours animals sleep Culture: Scottish animals Values: protecting animals	Riddles The mini book (WB pages 131–132)
The Big Project 5 Page 134	A food picture. English in use: <i>Is this ... ? Is this your picture? No, it isn't.</i>			
13 How are we different? Page 136	Clothes Hair and face	Present continuous <i>What are you wearing?</i> <i>I'm wearing shorts.</i> Has he / she got ... ? <i>Has she got curly hair?</i> <i>No, she hasn't. She's got straight hair.</i>	Science: human life cycle Culture: life in Turkey Values: learning about other cultures	A poem The mini book (WB pages 129–130)
14 What are our homes like? Page 146	At home Rooms	Prepositions of place <i>Where's the book?</i> <i>It's in / on / under the table.</i> There's / There are <i>There's a kitchen.</i> <i>There are two bathrooms.</i>	Science: materials houses are made of Culture: a houseboat in the Netherlands Values: being tidy	A letter The mini book (WB pages 127–128)
The Big Project 6 Page 156	A bedroom collage. English in use: <i>So do I! Me too! I like your collage. So do I!</i>			
Writing Practice Pages 158–163	Units 7–9: Classroom objects, Family, Toys Units 10–12: Pets, Food and drink, Body and face Units 13–14: Clothes, At home			
Festival 1 Page 164	Christmas			
Festival 2 Page 165	International Day of Friendship			






S Who's here?

Starter

Lesson 1 Functional language and song

- 1 Listen and point. Then listen and repeat.  001
- 2 Listen and point. Then listen and sing.  002




- 3 Play a game with your teacher. Sing.  003

1 Listen and point. Then listen and repeat.  005

2 Listen and point. Then listen and chant.  006



3 Put on the stickers. Then point and say the numbers.





S

Lesson 3 Vocabulary and story

Miss Jones



- 1 Listen and point.
Then listen and repeat.  008
- 2 Listen and say.  009



The teacher's story

How are you today?



- 3 **BEFORE YOU LISTEN** **Think** 
Guess which characters are in the story.

- 4 Look and listen. Check your answers and find Sock.  010

- 5 **AFTER YOU LISTEN** **Collaborate** 
Act out the story.



1




What colours can you see?

Lesson 1 Vocabulary and chant








- 1 Listen and point. Then listen and repeat.  014
- 2 Listen and point. Then listen and chant.  015



- 3 Play a game with your teacher.


1 Listen and circle the missing colour.  016

2 Put on the stickers. Then point and say the colours.



1 Look and listen. Then listen and repeat.  017






2 Listen and point. Then listen and sing.  018


مرجع زبان ایرانیان





3 Play a game with your teacher.


1 Listen and match.  0192 **Create**  Draw yourself. Colour your T-shirt your favourite colour.3 **Communicate**  Ask and answer.
Create  Draw your friend. Colour their T-shirt their favourite colour.

1 Listen and point.
Then listen and repeat.  020

2 Listen and say.  021



3 **BEFORE YOU LISTEN** **Think** 
Guess which school things are
in the story.

4 Look and listen. Check your
answers and find Sock.  022


5 **AFTER YOU LISTEN** **Collaborate** 
Act out the story.

Poppy



Poppy's
story

Poppy's
pencil case

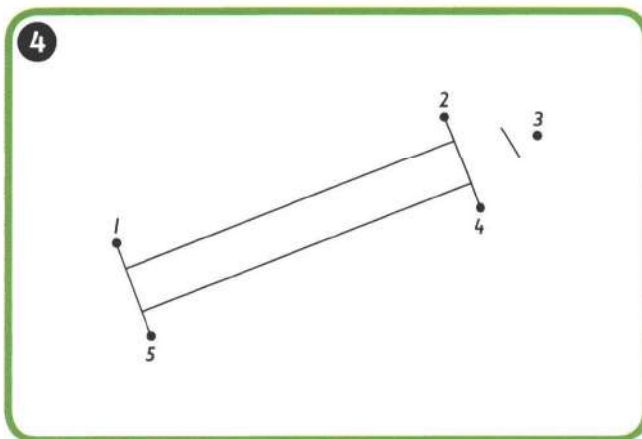
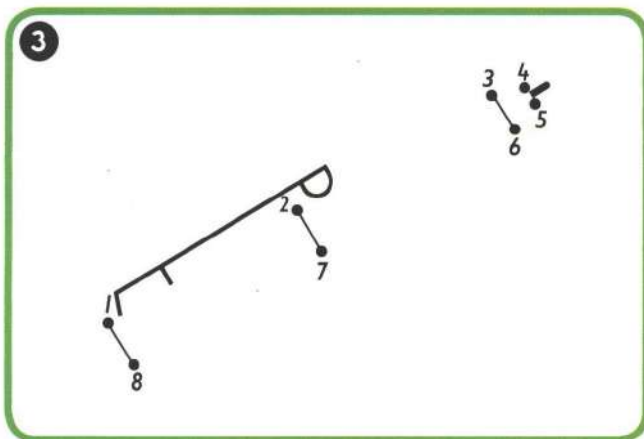
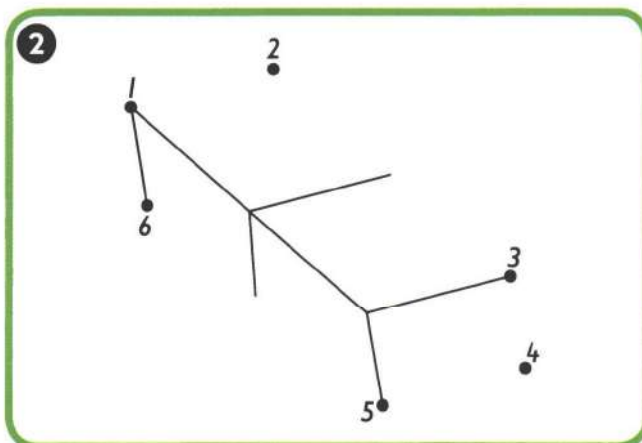
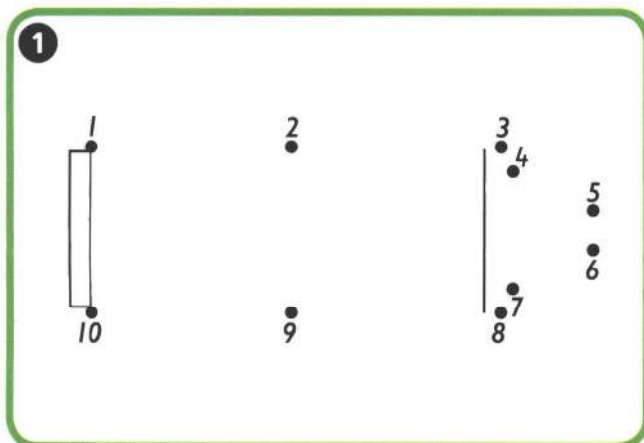




1 REMEMBER THE STORY Match. Point and say the school things.



2 Think Look and guess. Then join the dots.



3 Point to the pictures in activity 2 and say.


1

Lesson 7 Grammar and vocabulary


1 Look and listen. Then listen and repeat.  023




2 Listen and match.  024



3  Draw three things in your pencil case.




4  Draw three things in your friend's pencil case.





5  Practise in pairs. Point and say.

1 Lesson 8 Cross-curricular

1 Listen and point.  025 Then point and say.




2 Listen and say the number.  026

3 Listen, point and repeat.  027



4 Find, circle and count the chameleons. Then listen and point.  028



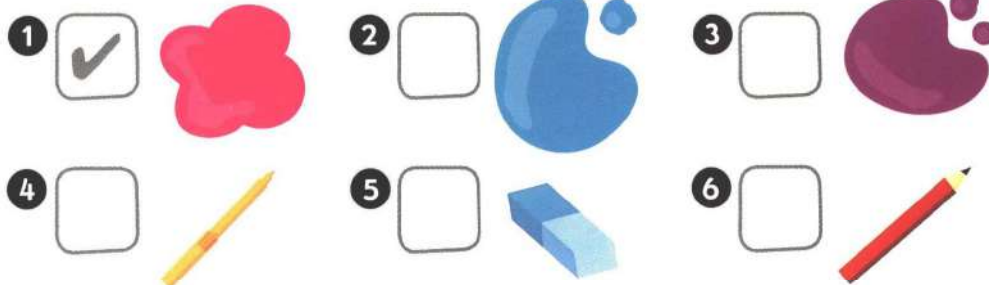
5 **Communicate**  Look at activity 4 and practise in pairs. Point and say.

1


Lesson 9 Sounds and review

1 Listen and repeat. Then listen and tick ✓.  029

2 Point and say.



3 Play the game.



4 Evaluate your work in unit 1.
Colour. Self-evaluation



2

What's your favourite toy?

Lesson 1 Vocabulary and chant


- 1 Listen and point. Then listen and repeat.  037
- 2 Listen and point. Then listen and chant.  038



- 3 Play a game with your teacher.

1 Listen and say the number.  039

2 Put on the stickers. Then point and say the toys.



1 Look and listen. Then listen and repeat.  040




2 Listen and point. Then listen and sing.  041



3 Play a game with your teacher.

1 Follow. Then listen and colour.  042




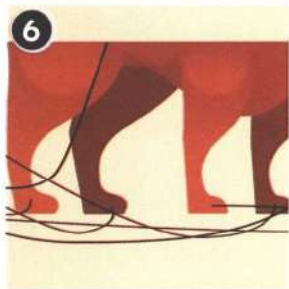
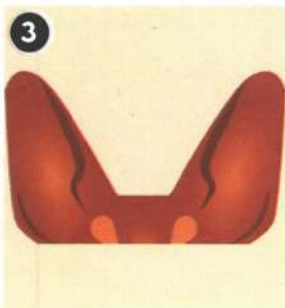
2 **Create**  Draw a toy you've got.



3 **Communicate**  Find two children in your class with the same toy. Point and say.

1 Listen and point. Then listen and repeat.  043

2 Listen and say.  044




Henry



Henry's story

The lost toy



3 **BEFORE YOU LISTEN** Think 

Guess which toys are in the story.

4 Look and listen. Check your answers and find Sock.  045

5 **AFTER YOU LISTEN** Collaborate 
Act out the story.



- 1 **REMEMBER THE STORY** Circle the toys from the story.
Point and say the body parts.




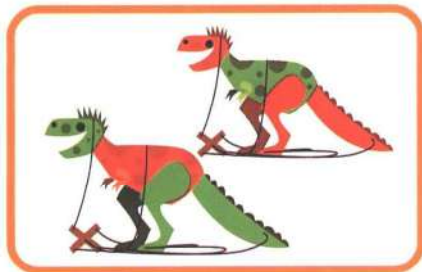


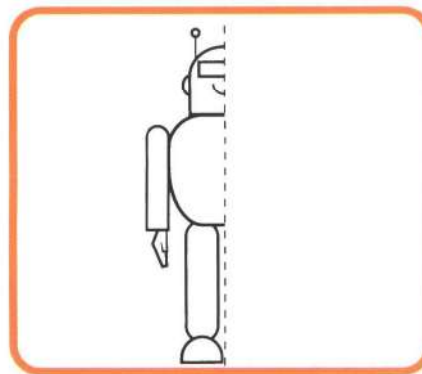
- 2 **Think** Find and match.

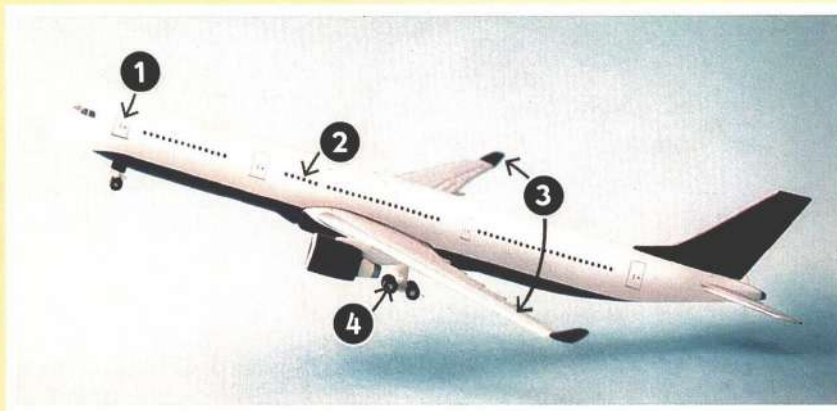


- 3 Point to the small pictures in activity 2 and say.

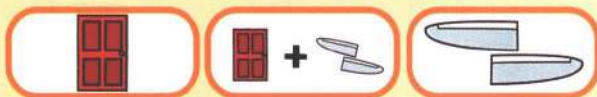

1 Look and listen. Then listen and repeat.  046

Ava


2 Listen and circle.  0473 Create  Draw.4 Communicate  Practise in pairs. Point and say.

1 Listen and point. Then listen and repeat.  0482 Listen and say the number. Then listen, point and repeat.  049


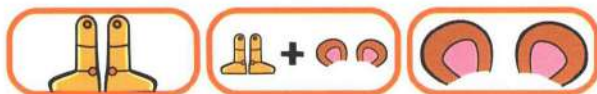
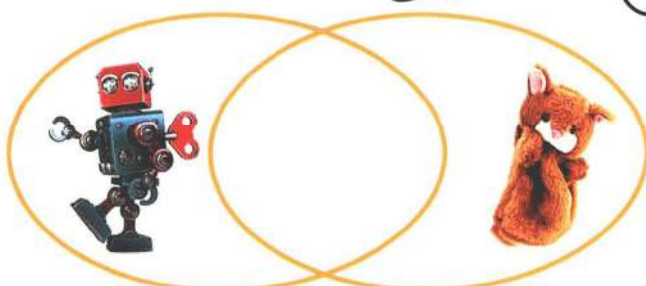
1



2

3 Think  Look and draw.

مراجعة زبان

4 Communicate  Look at activity 3 and practise in pairs. Point and say.

050

2 Point and say.



3 Play the game.



4 Evaluate your work in unit 2.

Colour. **Self-evaluation**



A sock puppet

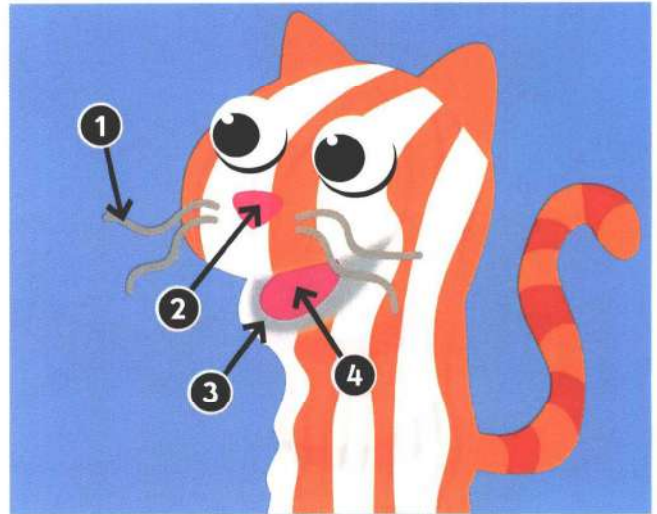
Think about it

- 1 **Think** What colour is Sock? Which body parts has he got? **WHOLE CLASS**




Learn

- 2 Listen and point. Then listen and repeat. **060** **WHOLE CLASS**



Make

- 3 Look and listen. **061** 4 **Create** Make a sock puppet. **PROJECT GROUP**



Practise

5 Look and listen. Then listen and repeat.  062 **WHOLE CLASS**

1



2



Talk

6 **Communicate**  Work in groups. Ask and answer. **PROJECT GROUP**



3

What's your favourite animal?



Lesson 1 Vocabulary and chant

مرجع زبان ایرانیان








- 1 Listen and point. Then listen and repeat.  063
- 2 Listen and point. Then listen and chant.  064



- 3 Play a game with your teacher.





1 Listen and circle the missing animal.  065


2 Put on the stickers. Then point and say the animals.



1 Look and listen. Then listen and repeat.  0662 Listen and point. Then listen and sing.  067

3 Play a game with your teacher.

1 Listen and number.  0682 Create  Draw an animal.3 Communicate  Practise in pairs. Point, ask and answer.

1 Listen and point.
Then listen and repeat.  069

2 Listen and say.  070


Ava



Ava's story


Grandpa's garden




3 **BEFORE YOU LISTEN** Think 
Guess which animals are in the story.

4 Look and listen. Check your answers and find Sock.  071

5 **AFTER YOU LISTEN** Collaborate 
Act out the story.



- 1 **REMEMBER THE STORY** Tick ✓ Grandpa's garden from the story.
Point and say the outdoor things.



- 2 **Think** Draw and complete the sequences.

1						
2						
3						
4						

- 3 Point to the pictures in activity 2 and say the sequences.


- 1 Look and listen. Then listen and repeat.  072




- 2 Listen and say *Picture 1* or *Picture 2*.  073 Then play.




- 3 **Create**  Choose and draw three animals.



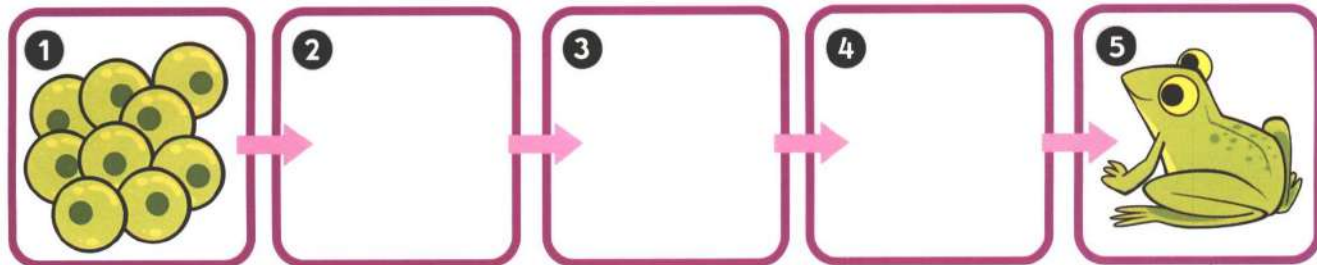
- 4 **Communicate**  Practise in pairs. Point and say.

1 Listen and point.  0742 Listen and repeat.  075

Poppy



3

Think  Draw.

4

Communicate 

Look at activity 3 and practise in pairs. Point and say.

- 3** Play the game.



4

What can you do?

Lesson 1 Vocabulary and chant

- 1 Listen and point. Then listen and repeat.  086
- 2 Listen and point. Then listen and chant.  087



- 3 Play a game with your teacher.

1 Listen and say the number.  088

1



2



3



4



2 Put on the stickers. Then point and say the actions and activities.

1



2



3



4



5



6



7



8



1 Look and listen. Then listen and repeat.  089















2 Listen and point. Then listen and sing.  090




3 Play a game with your teacher.

1 Listen and tick ✓ or cross X.  091

1		 <input checked="" type="checkbox"/>	 <input checked="" type="checkbox"/>
2		 <input type="checkbox"/>	 <input type="checkbox"/>
3		 <input type="checkbox"/>	 <input type="checkbox"/>
4		 <input type="checkbox"/>	 <input type="checkbox"/>

2 **Think**  Circle the activities you can do in **green** and the activities you can't do in **red**.3 **Communicate**  Practise in pairs. Point and say.

1 Listen and point.
Then listen and repeat.  092

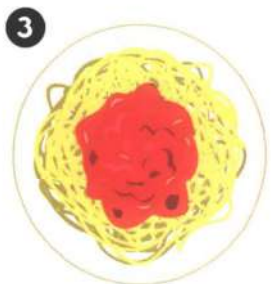
2 Listen and say.  093

William



William's story

I like bananas



3 **BEFORE YOU LISTEN** Think 
Guess which food is in the story.



4 Look and listen. Check your answers and find Sock.  094

5 **AFTER YOU LISTEN** Collaborate 
Act out the story.





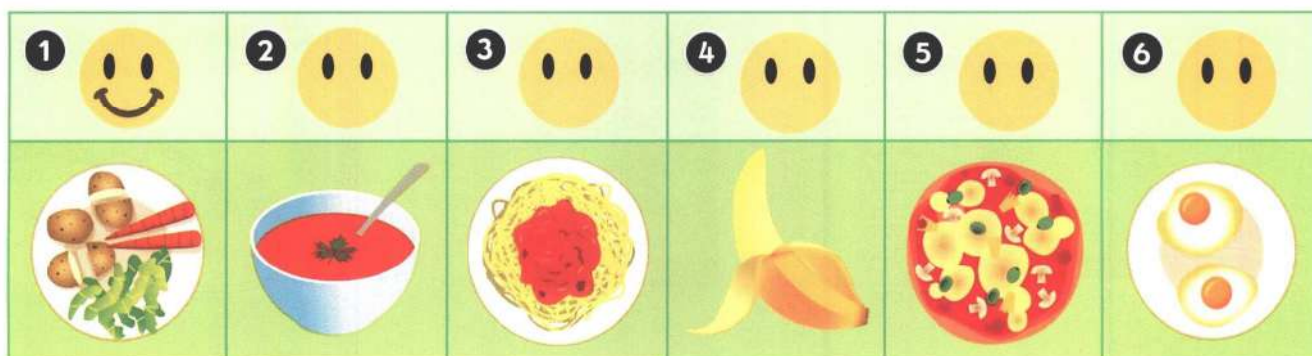


- 1 **REMEMBER THE STORY** Tick ✓ the shopping basket from the story.
Point and say the food.



- 2 **Think** Find and match.



- 3 Point to the food in the big picture in activity 2 and say.



1 Look and listen. Then listen and repeat.  0952 Listen and draw  or .  0963   Draw a food you like and a food you don't like.4  Practise in pairs. Point and say.





1 Listen and point. Then listen and repeat.  097



2 **Think**  Look and number the pictures in order. Then listen and check.  098



3 **Create**  Choose a colour for your paint and paper. Then draw a shape in the box. Make a splatter paint picture in class or at home.



4 **Communicate**  Look at activity 3 and practise in pairs. Point and say.

1 Listen and repeat. Then listen and tick ✓.  099

2 Point and say.



3 Play the game.  



4 Evaluate your work in unit 4.
Colour. Self-evaluation



A play


Think about it

- 1 **Think** Which animals can you remember? **WHOLE CLASS**



Create


- 2 **Listen and number.** **WHOLE CLASS**



- 3 **Create** Draw the end of the story above. **PROJECT GROUP**

Practise

- 4 Look and listen. Then listen and repeat.  111 **WHOLE CLASS**



Act



- 5 **Collaborate**  Act out the story in groups. **PROJECT GROUP**



5


Who's in your family?

Lesson 1 Vocabulary and chant








- 1 Listen and point. Then listen and repeat.  112
- 2 Listen and point. Then listen and chant.  113



- 3 Play a game with your teacher.


1 Listen and say the number.  114

2 Put on the stickers. Then point and say the family members.



1 Look and listen. Then listen and repeat.  115



2 Listen and point. Then listen and sing.  116





3 Play a game with your teacher.

1 Listen and say the number.  1172 **Create**  Draw two people in your family.3 **Communicate**  Practise in pairs. Point and say.

5

Lesson 5 Vocabulary and story


- 1 Listen and point.
Then listen and repeat.  118
- 2 Listen and say.  119




Scarlett



Scarlett's story

Maths homework



- 3 **BEFORE YOU LISTEN** Think 
Guess which family members are in the story.
- 4 Look and listen. Check your answers and find Sock.  120
- 5 **AFTER YOU LISTEN** Collaborate 
Act out the story.


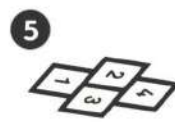
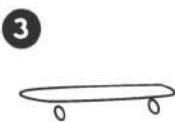





1 REMEMBER THE STORY What can Scarlett's grandma do?
Tick ✓ or cross X. Point and say the actions and activities.



2 Think Look, match and draw.




3 Look at the big picture in activity 2. Point and say.

1 Look and listen. Then listen and repeat.  1212 Look and listen. Say *True* or *False*.  1223 **Create**  Draw a boy and a girl in your family. What can they do?
Tick ✓ or cross X.




1 Listen and point. Then listen and repeat.  123



2 Look at activity 1. Listen and do the actions.  124

3 Listen and point.  125



4 Listen and do the dance in activity 3.  125

5  Work in groups. Make a new dance.

1 Listen and repeat. Then listen and tick ✓.  126

2 Point and say.



3 Play the game.



4 Evaluate your work in unit 5.
Colour. Self-evaluation



6 What do you look like?

Lesson 1 Vocabulary and chant


1 Listen and point. Then listen and repeat.  135

2 Listen and point. Then listen and chant.  136










3 Play a game with your teacher.

1 Listen and say the number.  137



2 Put on the stickers. Then point and say the words.




1 Look and listen. Then listen and repeat.  1382 Listen and point. Then listen and sing.  139

3 Play a game with your teacher.


6

Lesson 4 Grammar and speaking


1 Listen and tick ✓.  140




2 Listen to the children playing a game. Say the number.  141



3 **Communicate**  Look at the picture in activity 2 and play the game in pairs.

1 Listen and point.
Then listen and repeat.  142

2 Listen and say.  143


Jamil



Jamil's story


The party




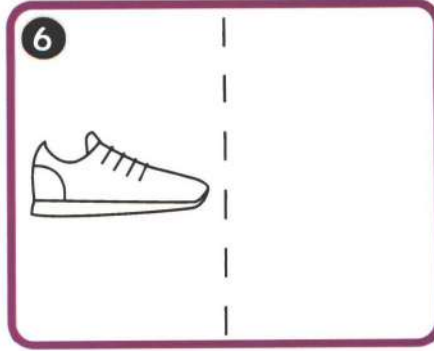
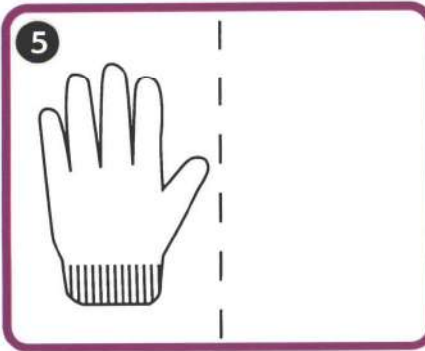
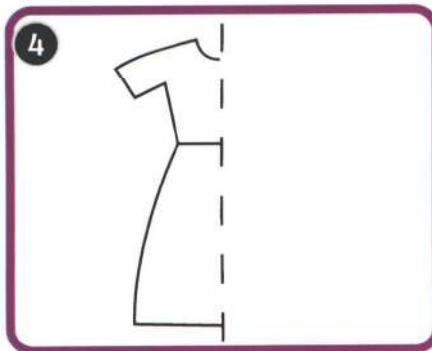
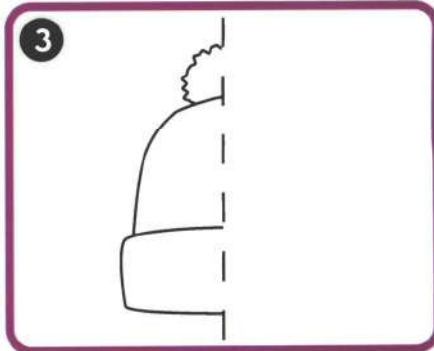
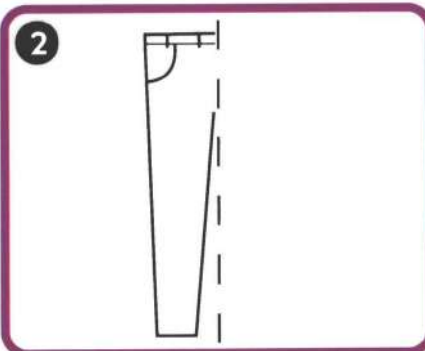
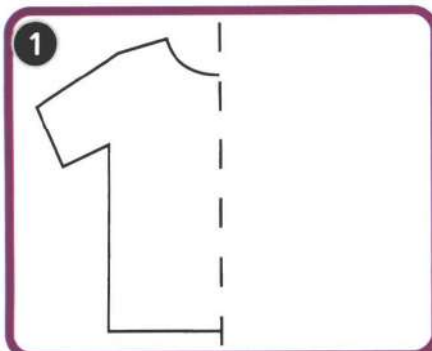
3 **BEFORE YOU LISTEN** Think 
Guess which clothes are in the story.

4 Look and listen. Check your answers and find Sock.  144

5 **AFTER YOU LISTEN** Collaborate 
Act out the story.



1 REMEMBER THE STORY Match. Point and say the clothes.

2 Create  Draw.

3 Point to the clothes in activity 2 and say.



1 Look and listen. Then listen and repeat.  145






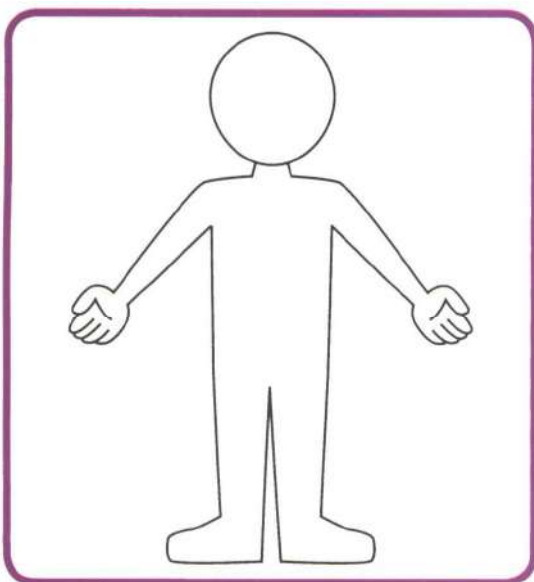
2 Listen and circle.  146



3 **Create**  Draw your face.
Choose and colour the clothes.





4 **Communicate**  Practise in pairs. Point and say.

1 Listen and point.  1472 Listen and repeat.  1483 Listen and say the number.  1494 **Create**  Draw your face. Choose and tick ☐ the weather. Draw clothes.5 **Communicate**  Practise in pairs. Point at your picture in activity 4 and say.

1 Listen and repeat. Then listen and tick ✓.  150

2 Point and say.



3 Play the game.  



4 Evaluate your work in unit 6.
Colour. Self-evaluation



A group book

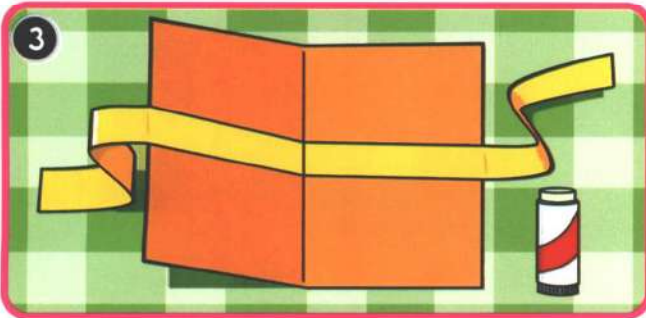

Think about it

- 1 **Think** Which people are important to you? **WHOLE CLASS**



Make

- 2 **Look and listen.** **3 Create** Make a book. **PROJECT GROUP**



Practise

4 Look and listen. Then listen and repeat.  162

WHOLE CLASS

irlanguage



Share

5 **Communicate**  Share your book with your class.

WHOLE CLASS



7

What do we like about school?



Ruby's star idea ★

I like the playground.




Priti's idea



Classroom Land

- 1 Look at the pictures with your teacher.
Answer. What can you see?
- 2 Watch the Big Question video. ▶
Do you like Ruby's playground?
- 3 Watch the Big Question video again. ▶
What's pink and purple?



Ted's idea



Leo's idea



Zara's idea

Which picture is
your favourite?



Priti



What do we like about school?

I like my classroom!

1 Listen and point. Then listen and repeat. 164

2 Listen and point. Then listen and sing. 165

3 Think Say what's in your classroom.

What's this?

It's a classroom. Look!

A chair, a desk,

A bag, a book.

A cupboard, a window,

A poster, a bin.

A board and a door.

Come in!



1 window

2 poster

3 board

4 door

5 cupboard

6 desk

7 bin

8 chair

9 bag

10 book

4 Put on the stickers.

WB Page 55



What's this?
It's a bag.

1 Listen. Then repeat. 166

2 Collaborate Act out.

1

What's this?

2

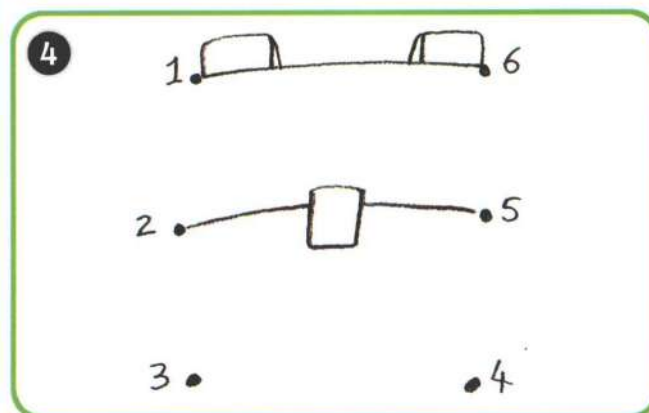
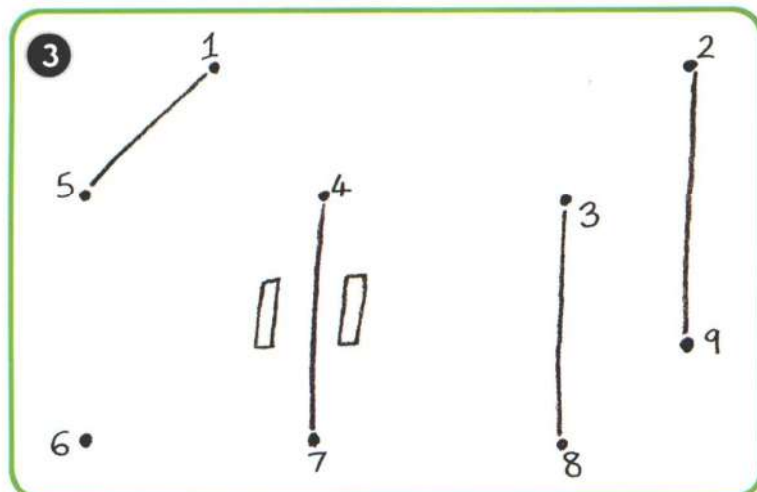
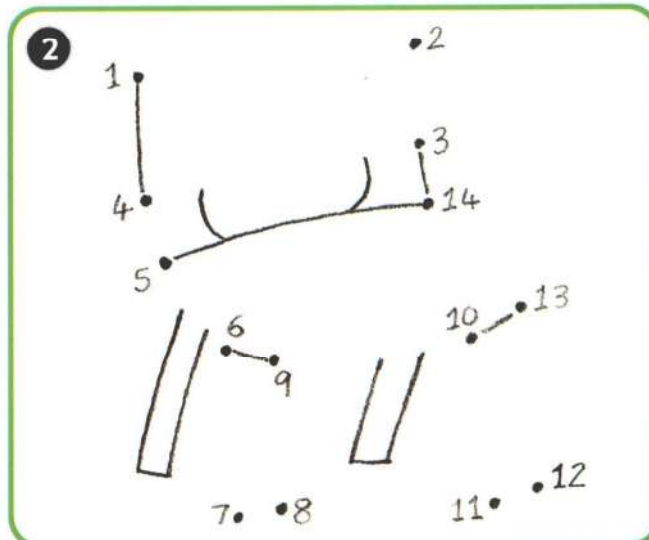
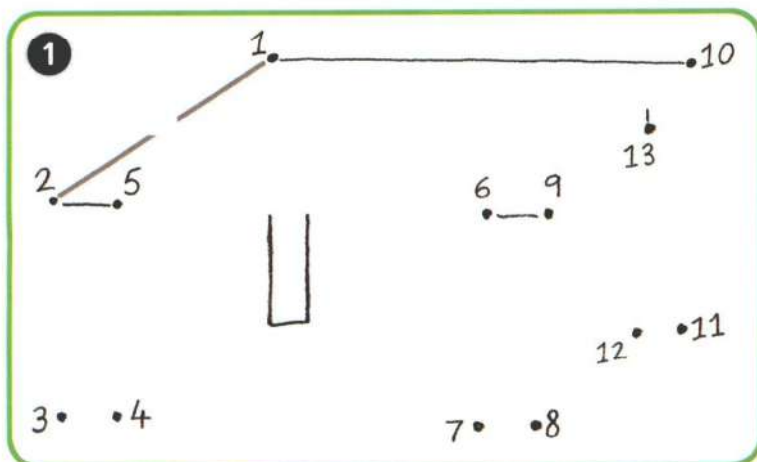
It's a bin.

3

It's a bin ...


... and me!

3 Think Look and guess. Then join the dots.



4 Think Listen and point. 167

5 Communicate Ask and answer.

1 Listen and point. Then listen and repeat.  169

2 Listen and say.  170



1 pencil case



2 rubber



3 ruler



4 pen






5 pencil sharpener



6 pencil

3 **BEFORE YOU READ** Look and answer. Where are the avatars?

4 Listen and read.  171

5 **AFTER YOU READ**
Watch the story video. 
Complete the activities. 

WB Page 57

Ted






What do we like about school?

I like my pencil case!



Classroom Land








I've got a pen.
I haven't got a ruler.

1 Listen and say the chant.  172

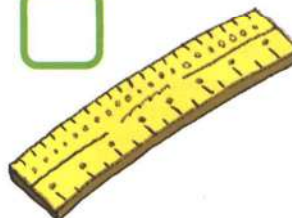

Grammar Chant



I've got a pencil sharpener.
I've got a pen.
I've got a pencil case too.
I haven't got a ruler.
I haven't got a rubber.
I've got a pencil. It's blue.



2 Listen, find and tick ✓ or cross ✗.  173




3 Listen and repeat.  174

4

Communicate




Play the guessing game.



What do we like about school?

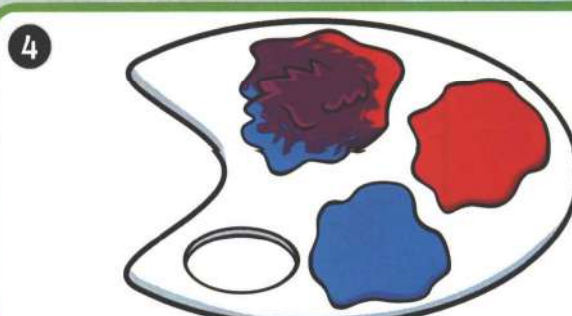
I like my arts and crafts lessons.

1 Listen and point. Then listen and repeat.  175


A colour wheel




Leo



2 Look and colour.



3 Complete the colour wheel.

4 Think  What's your favourite colour in the wheel?

1 BEFORE YOU READ Look at the photos.

1 Where are the people? 2 Who are the people?

2 Listen and read the poster.  176


Then answer your teacher's questions.



What do we like about school?

I like my teachers!

Welcome to Sunny Lane Primary School!



Mr Smith is the head teacher.




Mrs Hill is the arts and crafts teacher.




Mr Taylor is the music teacher.

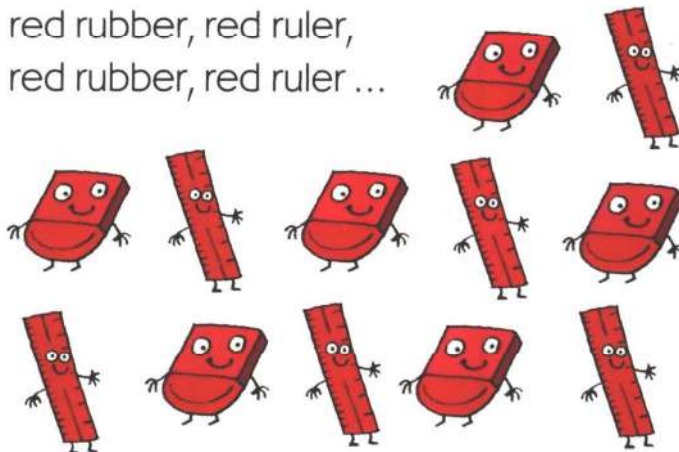


Mrs Brown is the PE teacher.

3 AFTER YOU READComplete the activities.  Page 60**Our Values**Be polite
at school!

1 Listen and repeat.  1772 Listen. Say the tongue twister.  178

red rubber, red ruler,
red rubber, red ruler ...

3 **Communicate**  Play the game. **WB Page 61**

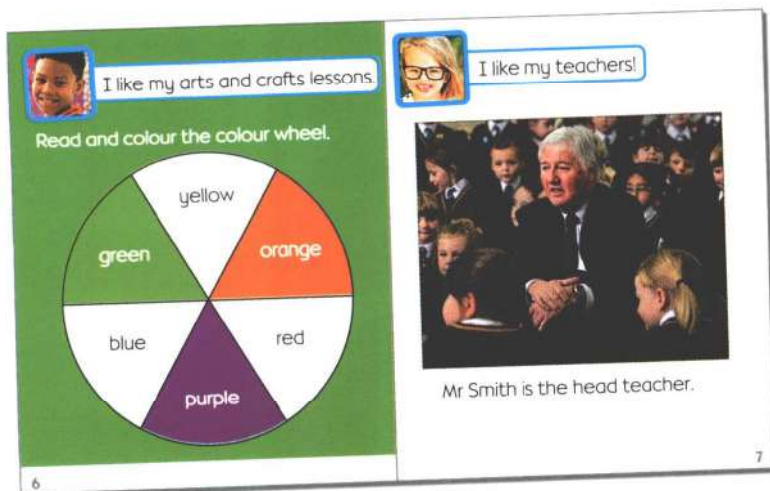
Lessons 9 and 10

THE BIG QUESTION REVIEW

1 Watch and answer the questions on the review video. 2 Find and write. **SB Pages 158-159**3 **Think, pair, share!** Answer.

1 Which is your favourite answer to the Big Question?

2 What do *you* like about school?

4 **Create**  **Make a mini book.** **WB Pages 141-142**
Write. Read at home.5 **Self-evaluation** Colour.

My work in unit 7 is



OK



good




excellent



8

What's interesting about families?



Archie's star idea ★

All families are different.



Finn's idea



Party Land


- 1 Look at the pictures with your teacher.
Answer. What can you see?
- 2 Watch the Big Question video. ▶
Which family is your favourite?
- 3 Watch the Big Question video again. ▶
How many people are in Ethan's family?



Rosie's idea



Priti's idea




Joe's idea

Which picture is
your favourite?



1 Listen and point. Then listen and repeat.  180

2 Listen and point. Then listen and sing.  181

3 **Think**  Say who's in your family.

What's interesting about families?


Some families are big.

My name's Finn.
I've got a twin.
I've got a sister too.
I've got a mum.
I've got a dad,
A grandpa and a
grandma too.

*I've got a family.
A big, big, big, BIG family.
I've got a family.
A big, BIG family.*

My name's Finn.
My brother's Tim.
I've got a cousin too.
I've got a mum.
I've got a dad,
An auntie and
an uncle too.

Chorus



1 mum

2 brother

3 dad

4 uncle

5 auntie

6 grandma

7 grandpa

8 sister

9 twin

10 cousin

4 Put on the stickers.

WB Page 63

مراجعة زبان ایرانیان



Who's this?
This is my mum.

1 Listen. Then repeat. 182

2 Collaborate Act out.

1

Who's this?

This is my grandma.

2

Who's this?

This is my twin.

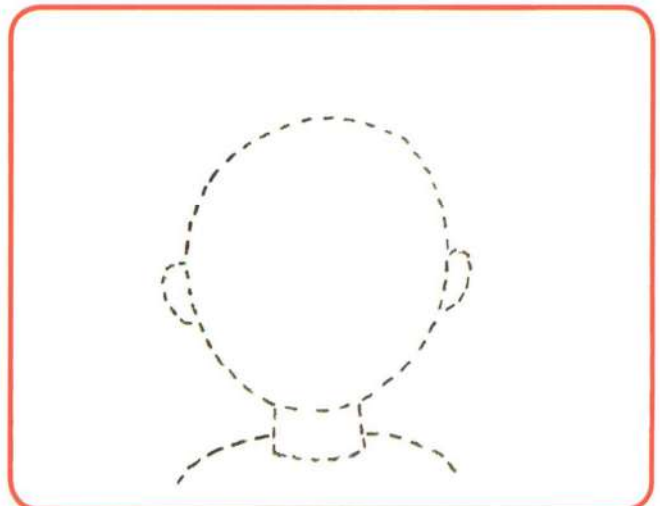
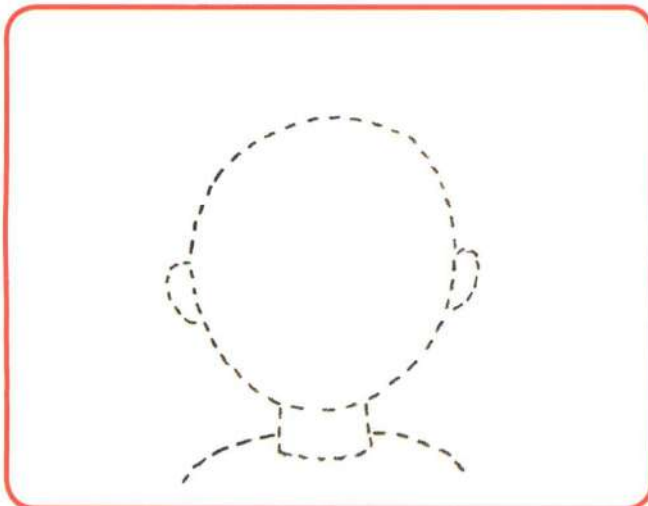
3

Your twin?



No! I haven't got a twin! It's me!

3 Listen and number. 183

4 **Think** Draw and colour two people in your family.



5 **Communicate** Ask and answer.

- 1 Listen and point.
Then listen and repeat.  185
- 2 Listen and say what's missing.  186



1 tall



2 short



3 old



4 young





5 pretty



6 handsome

- 3 **BEFORE YOU READ** Look and answer. Where are the avatars?

- 4 Listen and read.  187

- 5 **AFTER YOU READ**
Watch the story video. 
Complete the activities. 

What's interesting about families?

People in families look different.



Rosie



Party Land

1

What's this?



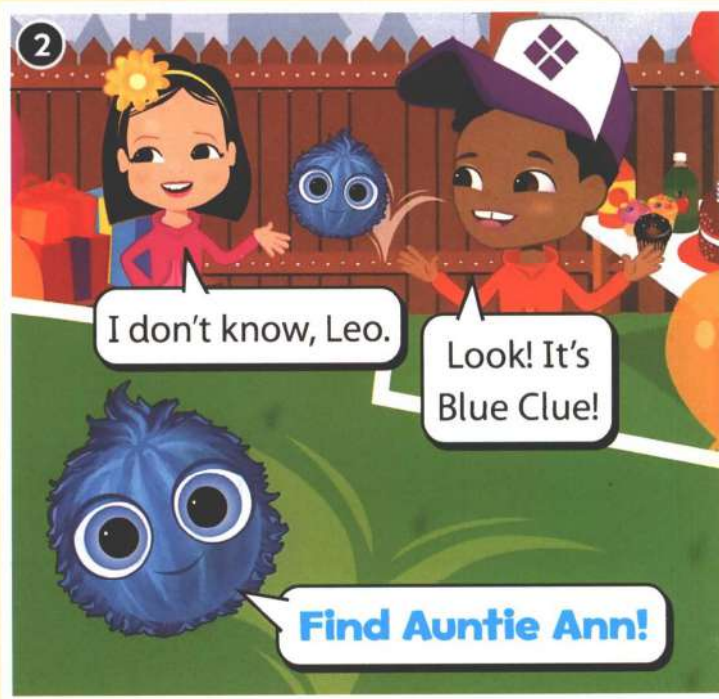
It's a party, Rosie.

Where's Norman?



2

I don't know, Leo.

Look! It's Blue Clue!



Find Auntie Ann!





He's short.
She's tall.

1 Listen and say the chant.  188

Grammar Chant




Here's my sister, Kitty.
She's young.
She's short.
She's pretty.

Here's my Uncle Paul.
He's handsome.
He's old.
He's tall.



2 Listen and number.  189



3 Listen and repeat.  190

4 **Communicate**  Play the game.



What's interesting about families?

Animals have families too.



Priti


- 1 Look at the photos. Listen and point. 191
- 2 Look at the photos again. Listen and repeat. 192
- 3 Look at the lions photo. Listen and repeat. 193

Animal families



- 4 Look and circle. family dad mum baby

- 5 Point and say.



- 6 **Think** Which of the animals is your favourite?

1 BEFORE YOU READ Look at the photos.

1 How many people are there?

2 Who are the people?


2 Listen and read the card.  194
Then answer your teacher's questions.

Joe



What's interesting about families?

We have special family days.




Dear Mum,

It's a special day.

You're special too.

Happy Mother's Day.

We love you. Lots of love from
Joe and Jenny

x x x

3 AFTER YOU READ
Complete the activities.  Page 68**Our Values**

Help your family.



1 Listen and repeat.  1952 Listen. Say the rhyme.  196

This is a poster
Of my teacher
And my brother
And my sister.

3 Communicate  Play the game.  WB Page 69

Lessons 9 and 10

THE BIG QUESTION REVIEW

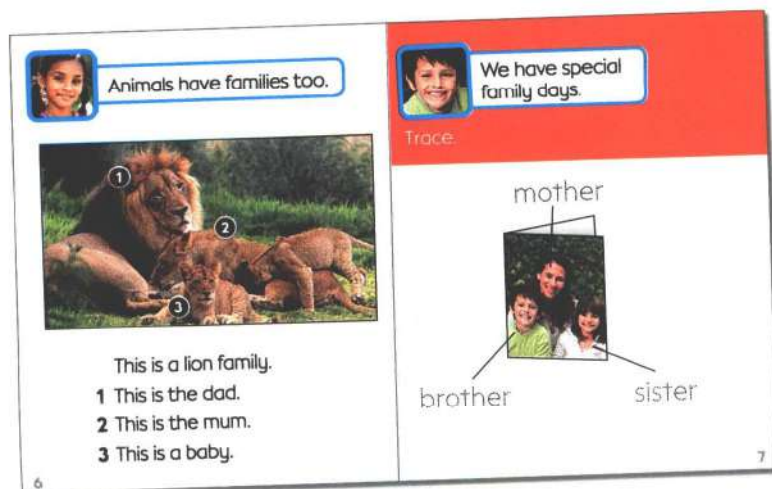
REVIEW VIDEO

1 Watch and answer the questions on the review video. ▶

2 Find and write.  SB Pages 158-159

3 Think, pair, share! Answer.

- Which is your favourite answer to the Big Question?
- What's interesting about families for *you*?

4 Create  Make a mini book.  WB Pages 139-140
Write. Read at home.

5 Self-evaluation Colour.

My work in unit 8 is



OK




good



excellent



9 How do we have fun?



Maria's star idea ★

We have fun with our family.




Chen's idea



Park Land

- 1 Look at the pictures with your teacher.
Answer. What can you see?
- 2 Watch the Big Question video. ▶
What's fun about Maria's family?
- 3 Watch the Big Question video again. ▶
Which family members can you see?



Emily's idea



Ted's idea



Hanna's idea

Which picture is your favourite?





1 Listen and point. Then listen and repeat. 198

2 Listen and point. Then listen and sing. 199

3 Think Say the toys you've got.

How do we have fun?

We play with toys.

I've got a skateboard.
I've got a ball.
I've got a robot.
I've got a doll.
I've got a kite in the sun.
I play and I have fun.

*I play with toys
In the sun.
I play and
I have fun.*

I've got a scooter.
I've got a boat.
I've got a teddy
And a skipping rope.
I've got a yoyo in the sun.
I play and I have fun.

Chorus



- | | | | | |
|--------------|-----------|---------|---------|-----------------|
| 1 kite | 2 scooter | 3 teddy | 4 doll | 5 skipping rope |
| 6 skateboard | 7 ball | 8 yoyo | 9 robot | 10 boat |

4 Put on the stickers.

WB Page 71



Have you got a doll?

Yes, I have.


No, I haven't.

1 Listen. Then repeat. 200

2 Collaborate Act out.





3 Think Look, colour and find.



4 Listen, check and point. 201

5 Communicate Point, ask and answer.

1 Listen and point. Then listen and repeat.  203

2 Listen and say.  204



1 play football



2 play tennis



3 ride a horse



4 run





5 ride a bike



6 rollerblade

3 **BEFORE YOU READ** Look and answer. Where are the avatars?

4 Listen and read.  205

5 **AFTER YOU READ**
Watch the story video. 
Complete the activities.  WB Page 73

Emily



How do we have fun?

We have fun with friends.

Find Norman


Park Land

1



2







I can run.

I can't rollerblade.

1 Listen and say the chant. 207


Grammar Chant



I can't rollerblade
I can't ride a bike.
I can't play tennis. Can you?
I can ride a horse.
I can skateboard too.
I can play football with you.



2 Listen and circle. 208



3 Listen and repeat. 209

4 **Communicate** Find two things you can both do. Play the game.



I can ride
a horse.


I can't ride
a horse.



I can ride
a bike.

I can ride
a bike.





1 Listen and point. Then listen and repeat. 210

How to make a football game

How do we have fun?

We make things.



box




paper



glue



counters




ruler



pens

2 Listen and number. 211




3 Think Design a new game in your notebook.

9 Lesson 7 Literacy and culture

1 **BEFORE YOU READ** Look at the photos.

1 Where is it? 2 What can you see?

2 Listen and read the messages.  212
Then answer your teacher's questions.

Hanna



How do we have fun?

We go to the park.

BIG QUESTION CHAT


Priti, Rosie, Emily, Zara ...



I'm in a park in Germany.
It's a big park.



This is me and my family
in a boat.



Here's a horse! I can't ride
a horse.



My sister can ride a bike. I can ride
a bike too. Have you got a bike?



Type a message.



3 **AFTER YOU READ**


Complete the activities.

WB Page 76

Our Values

Be safe on your
bike!



1 Listen and repeat.  2132 Listen. Say the tongue twister.  214

Play, Poppy, in the purple park!
Play, Poppy, in the purple park ...

3 **Communicate**  Play the game. **WB Page 77**

Lessons 9 and 10

THE BIG QUESTION REVIEW

1 Watch and answer the questions on the review video. 2 Find and write. **SB Pages 158-159**3 **Think, pair, share!** Answer.

1 Which is your favourite answer to the Big Question?

2 How do *you* have fun?

4 **Create**  **Make a mini book.** **WB Pages 137-138**
Write. Read at home.

5 Colour.

My work in unit 9 is



OK



good



excellent



A board game

Learn numbers 11–20


- 1 Listen and point. Then repeat.  215 **WHOLE CLASS**

11 12 13 14 15 16 17 18 19 20


- 2 Practise in pairs. Point and say. **WHOLE CLASS**

Make

- 3 **Create**  Make a board game. **PROJECT GROUP**



Draw a board game on a sheet of card.



Write **Start** and **Finish**. Colour squares. Write number activities. Write other activities.



Make a number spinner. Write numbers 1–6. Push a pencil through the middle.



Make counters for your board game.

Practise

4 Listen and read. Then repeat.  216 **WHOLE CLASS**



It's grey, orange and blue.



Fifteen!



A book!



Yes, that's right. My turn!



No, it's sixteen. Miss a turn!



That's great! My turn!

Play

5 **Collaborate**  Play your board game. **PROJECT GROUP**

Thirteen!

English in use

We say *My turn!* and *Miss a turn!* in games.

Yes, that's right! My turn!

10

What do we like about animals?



Harry's star idea ★

I like baby animals.



Zara's idea



Farm Land

- 1 Look at the pictures with your teacher.
Answer. What can you see?
- 2 Watch the Big Question video. ▶
Which baby animal is your favourite?
- 3 Watch the Big Question video again. ▶
How many baby animals can you see?



Priti's idea



Emily's idea



Miguel's idea

Which picture is
your favourite?





What do we like about animals?

I like pets.

- 1 Listen and point. Then listen and repeat. 218
- 2 Listen and point. Then listen and sing. 219
- 3 **Think** Say which pets you've got and haven't got.


Have you got a hamster?
Have you got a cat?
Have you got a bird, please?
I like pets!

Yes, I've got lots of pets.
Lots of pets for you!
A fish, a snake, a spider
And a tortoise too.

A fish, a snake, a spider
And a tortoise too.
Oh, I've got lots of pets.
Lots of pets for you!

Have you got a rabbit?
Have you got a dog?
Have you got a mouse, please?
I like pets!

Chorus



1 fish

2 snake

3 tortoise

4 rabbit

5 cat

6 dog

7 spider

8 mouse

9 hamster

10 bird

- 4 Put on the stickers.


WB Page 79



I like cats.
I don't like dogs.

1 Listen. Then repeat. 220

2 Collaborate Act out.

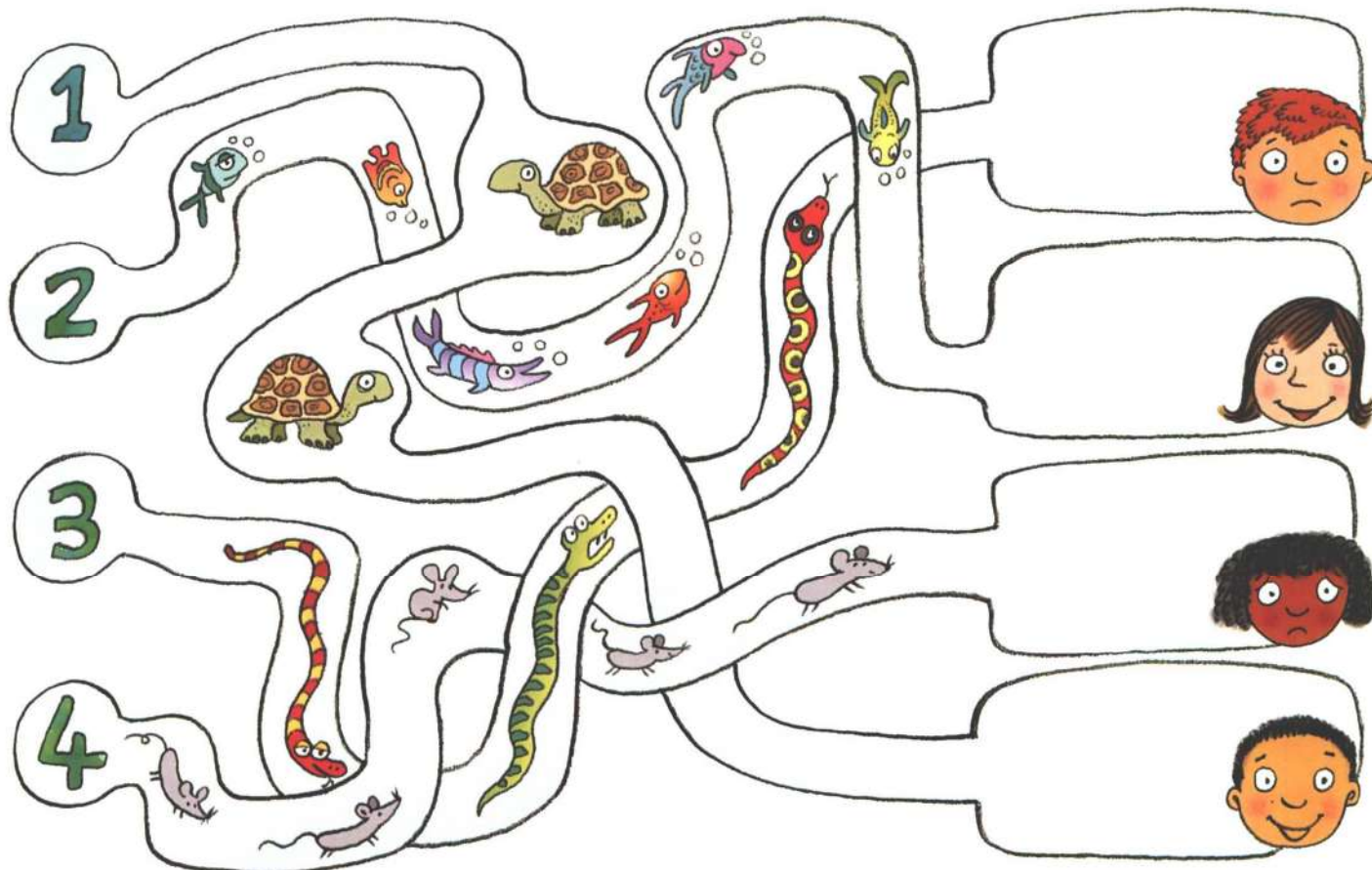


Look!

1 fish → 2 fish

1 mouse → 2 mice

3 Think Follow, count and draw.



4 Listen and check. 221

5 Communicate Point and say.

1 Listen and point. Then listen and repeat.  223

2 Listen and say the animal.  224



1 cow



2 chicken



3 donkey



4 duck





5 goat



6 sheep

3 **BEFORE YOU READ** Look and answer. Where are the avatars?

4 Listen and read.  225

5 **AFTER YOU READ**
Watch the story video. 
Complete the activities.  Page 81

Priti




What do we like about animals?



I like farm animals!



Farm Land



Find the black and white animals!






They're green and brown.

1 Listen and say the chant. 227




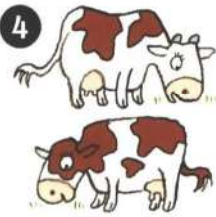



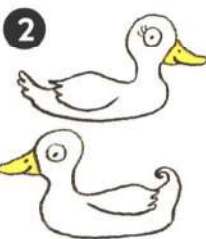
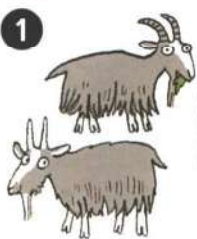
Grammar Chant



They're sheep.
They're black and white.
They're cows.
They're black and white too.
They're donkeys.
They're grey and black,
But only Blue Clue's blue.



2 Listen and circle. 228



3 Listen and repeat. 229

4 **Communicate** Remember the animals in activity 2. Play the game.





What do we like about animals?

I like drawing animals.

- 1 Listen and point to the shapes.
Then listen and repeat. 230

How to draw a chicken



circle



square



triangle



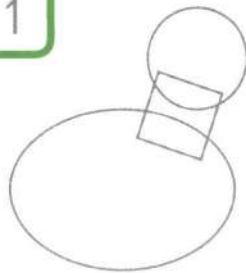
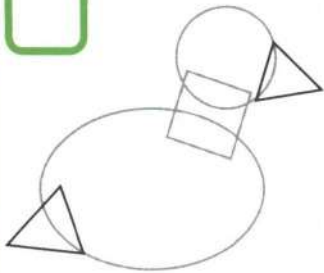


rectangle



oval

- 2 Number the pictures in order. Then listen and check. 231



- 3 Draw and colour a chicken.

- 4 Think Which shapes and colours has your chicken got?

What do we like about animals?

I like watching animals.



Miguel

1 BEFORE YOU READ Look at the photos.

1 Which animals can you see?

2 What colour are they?

2 Listen and read the email. 232 Then answer your teacher's questions.

مرجع زبان ایرانیان



Send

To:

Finn

Subject:

Hello from Brazil

Hi Finn,

How are you?

These are my photos.
They're animals from Brazil.

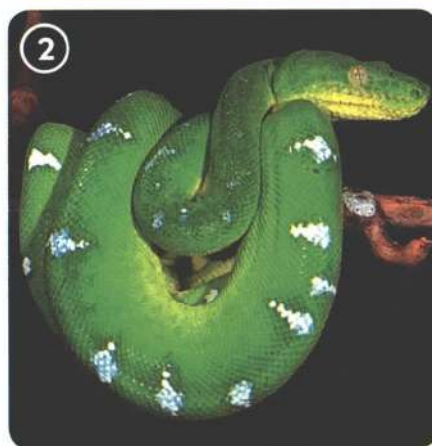
I like birds. This is a hummingbird.
It's small and pretty.

I like snakes too. This snake is
green and white. It's in a tree.

I don't like fish! This fish is grey
and white. It's big!

Which animals do you like?

Miguel



3 AFTER YOU READ


Complete the activities.

WB Page 84


Our Values

Remember
rainforests
are important.



1 Listen and repeat.  2332 Listen. Say the tongue twister.  234

Six snakes on a skateboard.
Seven spiders on a scooter ...

3 **Communicate**  Play the game. **WB Page 85**

Lessons 9 and 10

THE BIG QUESTION REVIEW

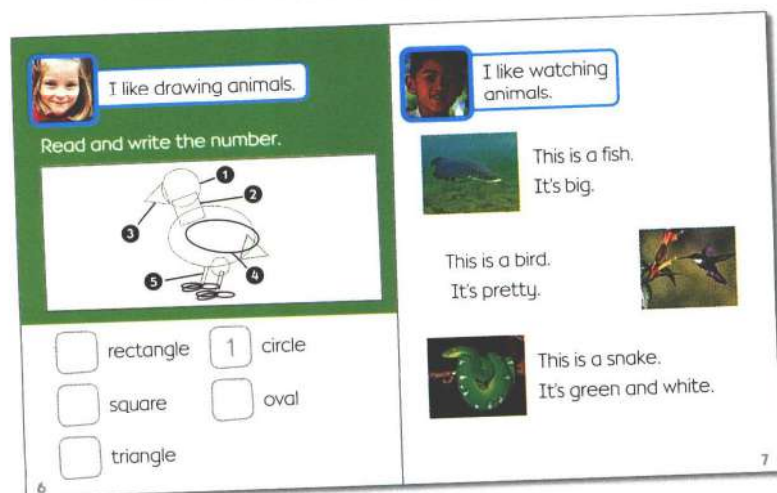
REVIEW
VIDEO

1 Watch and answer the questions on the review video. ▶

2 Find and write. **SB Pages 160-161**3 **Think, pair, share!** Answer.

1 Which is your favourite answer to the Big Question?

2 What do *you* like about animals?

4 **Create**  **Make a mini book.** **WB Pages 135-136**
Write. Read at home.5 **Self-evaluation** Colour.

My work in unit 10 is



OK



good



excellent




11 What do we eat?



Nina's star idea ★

We eat food that comes from animals.



Leo's idea




**Garden
Land**

Lesson 1

THE BIG QUESTION


- 1 Look at the pictures with your teacher.
Answer. What can you see?
- 2 Watch the Big Question video. ▶
Do you like the farm?
- 3 Watch the Big Question video again. ▶
Which animals can you see?



Finn's idea






Rosie's idea



Tardy's idea

Which picture is your favourite?



- 1 Listen and point. Then listen and repeat.  236
- 2 Listen and point. Then listen and sing.  237
- 3 **Think**  Say which food you like and don't like.

What do we eat?

We eat breakfast,
lunch and dinner.

I like milk and I like juice.
I like sandwiches.
I don't like meat.
I don't like eggs.
But I like fish and I like bread.
I like fish and I like bread,
And I like sandwiches.

*I'm hungry! Yes, I am.
I'm hungry! Oh yes, I am!
I'm hungry! Yes, I am!
I'm hungry. What's for dinner?*

I like milk and I like juice.
I like sandwiches.
I don't like cheese.
I don't like rice.
But I think pasta's very nice.
I think pasta's very nice,
And I like sandwiches.

Chorus



- | | | | | |
|---------|--------|---------|--------------|-----------|
| 1 fish | 2 meat | 3 juice | 4 milk | 5 eggs |
| 6 pasta | 7 rice | 8 bread | 9 sandwiches | 10 cheese |

4 Put on the stickers. **WB Page 87**



What do you have for lunch?
I have pasta for lunch.

1 Listen. Then repeat. 238

2 Collaborate Act out.

1 What do you have for breakfast?

I have cheese sandwiches for breakfast.




2 What do you have for lunch?

I have cheese sandwiches for lunch.

3 What do you have for dinner? Cheese sandwiches?

No! I have bread and cheese for dinner!

3 Listen and match. 239



4 Think Draw your breakfast, lunch and dinner in your notebook.


5 Communicate Ask and answer.

1 Listen and point. Then listen and repeat.  240


2 **Think**  Look and say which are fruit and which are vegetables.



1 bananas



2 apples



3 strawberries



4 tomatoes





5 carrots



6 lettuce

3 **BEFORE YOU READ** Look and answer. Where are the avatars?

4 Listen and read.  241

5 **AFTER YOU READ**
Watch the story video. 
Complete the activities.  Page 89

What do we eat?

We eat fruit and vegetables.



Finn



Garden Land

1

It's a garden, Zara.



But where's Norman?

2

I don't know!

Look! It's Blue Clue!

Norman is hungry!





Do you like bananas?

Yes, I do.

No, I don't.

1 Listen and say the chant.  242




Grammar Chant



Do you like lettuce?
Yes, I do.
I like lettuce and carrots too.
Do you like apples?
No, I don't.
I don't like apples or juice.



2 Listen and draw  or . Then listen and repeat.  243



3 Listen and repeat.  244

I like carrots. Do you like carrots?

No, I don't.

4 **Communicate**  Play the game.

I like apples. Do you like apples?

Yes, I do!



We eat food from plants.

1 Listen and point.  2462 Listen and repeat.  247

Food from plants



Rosie

3 **Think**  Match and draw. Then point to your pictures and say.

Flower



Leaves



Fruit



Root



Which other flowers, leaves, fruit and roots do we eat?



1 BEFORE YOU READ Look at the pictures.

- 1 Which animal can you see?
- 2 Which food can you see?

2 Listen and read the story.  248
Then answer your teacher's questions.

What do we eat?

We eat food from our country.

The spider and the honey tree

A story from Liberia


- 1** Ariana can find good food in the forest. One day she meets a spider.



- 2** This is a banana tree.




- 3** This is a plum tree.



- 4** Then Ariana has an idea.




3 AFTER YOU READ

Complete the activities.  Page 92

Our Values

Eat fruit and vegetables every day.



1 Listen and repeat.  2492 Listen. Say the rhyme.  250

Chicken, cheese, chicken, cheese.
 Charlie likes lunch.
 Chicken, cheese, chicken, cheese.
 Munch! Munch! Munch!

2 Communicate  Play the game.  WB Page 93

Lessons 9 and 10

THE BIG QUESTION REVIEW

1 Watch and answer the questions on the review video. 2 Find and write.  SB Pages 160-161

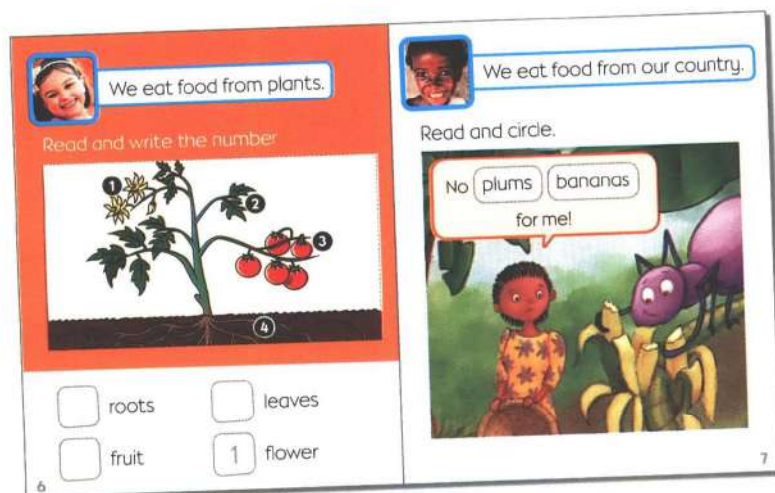
3 Think, pair, share! Answer.

1 Which is your favourite answer to the Big Question?

2 What do *you* eat?

4 Create  Make a mini book.  WB Pages 133-134

Write. Read at home.



5 Self-evaluation Colour.

My work in unit 11 is



OK



good



excellent




12

How are people and animals different?



Martha's star idea ★

We eat different food.




Ted's idea



Jungle Land


- 1 Look at the pictures with your teacher.
Answer. What can you see?
- 2 Watch the Big Question video. ▶
Do you like Martha's lunch?
- 3 Watch the Big Question video again. ▶
Which animals can you see?



Leo's idea



Zara's idea



Callum's idea

Which picture is
your favourite?





1 Listen and point. Then listen and repeat. 252

2 Listen and point. Then listen and sing. 253

3 **Think** Say what you've got and haven't got.

How are people and animals different?

Our bodies are different.

I haven't got wings.
I haven't got a beak.
I'm not a bird! I'm me!
I haven't got a tail.
I've got two legs.
I'm not a horse. I'm me!

*I've got two arms and a head,
A nose and two brown eyes.
I've got two ears and a mouth,
A nose and two brown eyes.*

I haven't got wings.
I haven't got a beak.
I'm not a bird! I'm me!
I haven't got a tail.
I've got two legs.
I'm not a horse. I'm me!

Chorus



1 wings

2 beak

3 ears

4 tail

5 eyes

6 head

7 nose

8 mouth

9 arms

10 legs

4 Put on the stickers.

WB Page 95



We've got / Birds have got eyes.
We / Horses haven't got wings.

1 Listen. Then repeat. 254

2 Collaborate Act out.

1

We've got a mouth.
Chameleons have got a mouth.

2

We've got eyes.
Chameleons have got eyes.

3

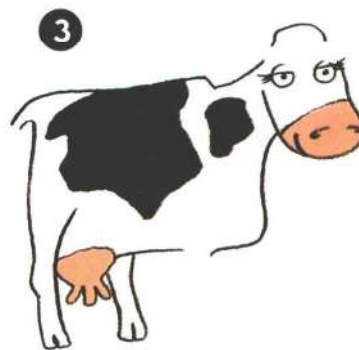
Oops!

We haven't got a tail.

But chameleons have got a tail! Phew!

3 Think Number and draw.


3




4 Look at pictures 1-3 in activity 3. Listen and point. 255

5 Communicate Point at pictures 1-3 and say.

12 Lesson 4 Vocabulary and story

1 Listen and point.
Then listen and repeat.  257

2 Think  Say what you can and can't do.



1 fly



2 swim



3 climb



4 jump






5 talk



6 walk

3 BEFORE YOU READ Look and answer. Where are the avatars?

4 Listen and read.  258

5 AFTER YOU READ
Watch the story video. 
Complete the activities.  Page 97

How are people and animals different?

We can do different things.




Leo



Jungle Land







Can you / they swim?

Yes, I / they can.

No, I / they can't.

1 Listen and say the chant.  259

Grammar Chant




Can they climb?
Yes, they can.
They can't fly,
But they can swim.

Can you walk?
No, I can't.
But I can jump,
And I can talk.


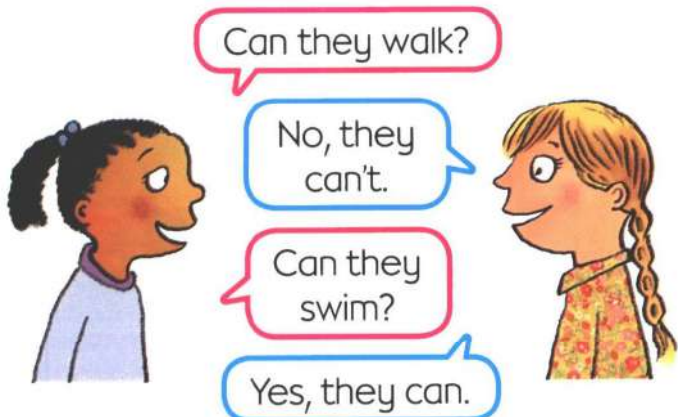



2 Listen and circle.  260



3 Listen and repeat.  261

4 **Communicate**  Play *Guess the animal*.



1 Look at the photos in the graph. Listen and point.  262

2 Listen and repeat.  263

How are people and animals different?

We sleep different numbers of hours.



Hours of sleep



giraffe



human



squirrel



bat




3 Guess and tick ✓ the number of hours the animals sleep.


☐ 14 ☐ 3


☐ 3 ☐ 12

☐ 4 ☐ 14

☐ 14 ☐ 12

4 Listen and check.  264 Then complete activity 2. Draw in the correct box.



5 **Think**  How many hours do you sleep?


12 Lesson 7 Literacy and culture

Callum



1 BEFORE YOU READ Look at the photos.

- 1 Which animals are brown?
- 2 Which animal has got two legs?

2 Listen, read and match the riddles with the photos.  265

How are people and animals different?

We have different homes.

Animals in Scotland Riddles

1 I've got four legs.
I've got a tail.
I can climb.
I live in a tree.
What am I?



2 I've got wings.
I've got a beak.
I can fly.
I live by the sea.
What am I?



3 I've got four legs.
I've got big ears.
I can run.
I live in the ground.
What am I?


3 AFTER YOU READ
Complete the activities.

WB Page 100

Our Values

Protect animals!



1 Listen and repeat.  2662 Listen. Say the rhyme.  267

Here's Meg.
Here's Meg's big egg.
Look, Meg!
Here's a leg!

3 **Communicate**  Play the game.

Lessons 9 and 10

THE BIG QUESTION REVIEW

1 Watch and answer the questions on the review video. 2 Find and write.  SB Pages 160-1613 **Think, pair, share!** Answer.

1 Which is your favourite answer to the Big Question?

2 How do *you* think people and animals are different?

4 **Create**  **Make a mini book.**  WB Pages 131-132

Write. Read at home.



We sleep different numbers of hours.

Read and write the number.
How many hours do they sleep?

 20
  8

 15
  2

☐ 20 bat
 ☐ squirrel

☐ human
 ☐ giraffe



We have different homes.



It's got wings.
It's got a beak.



It's got four legs.
It's got a tail.

5 **Self-evaluation** Colour.

My work in unit 12 is



OK



good



excellent



A food picture

Think about it

- 1 **Think**  Which food words can you remember? **WHOLE CLASS**

pasta

sandwiches

apples

strawberries

- 2 **Think**  What's your favourite food in English? Ask your teacher. **WHOLE CLASS**

Make

- 3 **Create**  Make a food picture. **WHOLE CLASS**



Cut shapes from coloured paper to make your favourite food.



Finish cutting out all the shapes.




Stick your paper shapes to a sheet of paper to make a food picture.



Stick your pictures on the wall.

Practise

4 Listen and read. Then repeat. 268 WHOLE CLASS



Talk

5 Collaborate Ask and answer about your food pictures. WHOLE CLASS

English in use


Asking and answering questions:
Is this ... ? Yes, it is. / No, it isn't.



13

How are we different?

مرجع زبان ایرانیان



Liam's star idea ★

We can do different things.



Emily's idea




Circus Land


- 1 Look at the pictures with your teacher.
Answer. What can you see?
- 2 Watch the Big Question video. ▶
Which of the activities can you do?
- 3 Watch the Big Question video again. ▶
Who can juggle? Who can paint? Who can sail?



Chen's idea



Finn's idea



Esma's idea

Which picture is
your favourite?



Emily



How are we different?


We wear different clothes.

- 1 Listen and point. Then listen and repeat. 270
- 2 Listen and point. Then listen and sing. 271
- 3 **Think** Say the clothes you've got and haven't got.

Let's dress up
In different clothes,
Different clothes,
Different clothes.
Let's dress up
In different clothes today.

It's a sweater. It's a skirt.
It's a jacket. It's a shirt.
They're shoes and socks.
They're shoes and socks.
They're shorts.
They're trousers. It's a hat.
It's a T-shirt with a cat.
They're shoes and socks.
They're shoes and socks.
They're shorts.

Chorus



- | | | | | |
|---------|------------|-----------|---------|----------|
| 1 hat | 2 shorts | 3 sweater | 4 shirt | 5 jacket |
| 6 skirt | 7 trousers | 8 T-shirt | 9 shoes | 10 socks |

4 Put on the stickers.

WB Page 103



What are you wearing?
I'm wearing shorts / a shirt.

1 Listen. Then repeat. 272

2 Collaborate Act out.

1

I'm at the party, Blue Clue.

Me too! What are you wearing?

2

I'm wearing a jacket and shoes.

What are you wearing?

3


I'm wearing a hat.


3 Listen and number. 273



4 Think Draw and colour the clothes you're wearing today.

5 Communicate Ask, point and answer.

1 Listen and point. Then listen and repeat.  274

2 **Think**  Say what you've got and haven't got.



1 blond hair



2 dark hair



3 curly hair



4 straight hair






5 long hair



6 glasses

3 **BEFORE YOU READ** Look and answer. Where are the avatars?

4 Listen and read.  275

5 **AFTER YOU READ**
Watch the story video. 
Complete the activities.  WB Page 105

Chen



How are we different?

We look different.



Circus Land

1

It's a circus, Rosie.
Where's Norman?

I don't know, Chen.

2

Look! It's Blue Clue ...
and a balloon!

The balloon is
for this clown! ↓





Has he / she got curly hair?

Yes, he / she has.

No, he / she hasn't.

1 Listen and say the chant.  276


Grammar Chant



Has she got brown eyes?
Yes, she has.
They're brown and they're big too.
Has he got blond hair?
No, he hasn't.
He's blue and he's Blue Clue.



Listen and circle.  277



3 Listen and repeat.  278

4 **Communicate**  Play *Guess the classmate.*



How are we different?

We are different ages.



Finn

1 Listen and point. 280

2 Listen and repeat. 261



elderly person



baby



toddler



adult

The human life cycle



teenager



child

irlanguage

3 **Think** Who's missing?
Draw. Then point to the pictures and say.



4 **Think** Where are you in the human life cycle?

How are we different?

We like different things.



Esma

1 BEFORE YOU READ Look at the photos.

- 1 Which food can you see?
- 2 Which type of transport can you see?

2 Listen and read the poem. 282

Then answer your teacher's questions.


My favourite things in Turkey

I like Istanbul. It's my city.
 The palaces are very pretty.
 I like the boat ride to my school.
 I like the markets here. They're cool!
 I like my brothers. I've got three!
 I like dinner with my family.
 I like tomatoes, meat and rice.
 Turkish food is very nice.



1

Dolmabahçe Palace



2



3

3 AFTER YOU READ

Complete the activities.


WB Page 108

مراجعة زبان ایرانیان

Our Values

Learn about other cultures and try different things.



1 Listen and repeat.  2832 Listen. Say the rhyme.  284

What's he wearing?
He's wearing shoes.
He's wearing shorts,
And a T-shirt too.

3 **Communicate**  Play the game. **WB Page 109**

Lessons 9 and 10

THE BIG QUESTION REVIEW




1 Watch and answer the questions on the review video. ▶

2 Find and write. **SB Pages 162-163**3 **Think, pair, share!** Answer.

1 Which is your favourite answer to the Big Question?


2 How do *you* think we are different?

4 **Create**  **Make a mini book.** **WB Pages 129-130**
Write. Read at home.



We are different ages.


Read and number.




1 baby ☐ elderly person

☐ child ☐ teenager

☐ adult ☐ toddler



We like different things.



I like tomatoes, meat and rice.
I like the boat ride to my school.

5 **Self-evaluation** Colour.

My work in unit 13 is



OK



good



excellent




14

What are our homes like?



Grace's star idea ★

Our homes are different.



Rosie's idea



House Land



1 Listen and point. Then listen and repeat. 286

2 Listen and point. Then listen and sing. 287

3 **Think** Say what you and your family have got and haven't got.

What are our homes like?

Our homes have got furniture.

We've got a table and a bookcase,
And a television,
A picture and a sofa,
And a yellow cushion.
We've got a small clock,
And we've got a big chair.
And we've got a tall plant
Over there, over there.

Oh, home sweet home.

Home sweet home.

*I've got a wardrobe
In my room.*

Oh, home sweet home.

Home sweet home.

I've got a bed in my room.



1 picture

2 wardrobe

3 bed

4 clock

5 bookcase

6 plant

7 television

8 table

9 sofa

10 cushion


4 Put on the stickers.

WB Page 111


irlanguage

- 1 Look at the pictures with your teacher.
Answer. What can you see?
- 2 Watch the Big Question video. ▶
Which home do you like best?
- 3 Watch the Big Question video again. ▶
How many homes can you see?

مجمع زبان ایرانیان



Zara's idea



Chen's idea



Lotte's idea

Which picture is your favourite?






Where's the book?

It's in / on / under the table.

1 Listen. Then repeat. 288

2 Collaborate Act out.





3 Think Find and match. Then colour.



4 Listen and point. 289

5 Communicate Ask, answer and point.

1 Listen and point.
Then listen and repeat.  291

2 Think  Say how many rooms you've got at home.



1 kitchen



2 living room



3 dining room



4 bathroom





5 bedroom



6 garden

3 **BEFORE YOU READ** Look and answer. Where are the avatars?

4 Listen and read.  292

5 **AFTER YOU READ**
Watch the story video. 
Complete the activities. 

WB Page 113

What are our homes like?

Our homes have got rooms.



Zara



House Land

1

It's a house, Ted.
But where's Norman?



I don't know, Zara.
There's a kitchen. Let's look!



2

Can you see Norman?



No, I can't. He isn't
in the cupboard.





There's a kitchen.

There are two bathrooms.

1 Listen and say the chant.  293



Grammar Chant


مجمع زبان ایرانیان

There's a garden,
There's a bathroom,
There's a kitchen,
And a dining room
too.



There's a living room.
There are two
bedrooms.
Welcome to my house,
Blue Clue!

2 Listen and say true or false.  294



3 Listen and repeat.  295

4 **Communicate**  Find two things that are different. Play the game.

There are two
bedrooms in my flat.


There are two
bedrooms in
my flat.

There's a dining
room in my flat.

There isn't
a dining room
in my flat.

What are our homes like?

Our homes are made of different materials.

1 Listen and point.  2962 Listen and repeat.  297

5



Chen

Materials




bricks




wood



rock



mud

3 Think  Match the materials and the houses.

1




2



3



4

4 Think  What's your house made of? Draw, point and say.

1 BEFORE YOU READ Look at the photos.

1 Which rooms can you see?

2 Where are the rooms?

2 Listen and read the letter.  298
Then answer your teacher's questions.

Lotte



What are our homes like?

My home is special!

Amsterdam
The Netherlands
7.8.17

Dear Emily,


Thank you for the photos of your home. Here are some photos of my home. It's a boat!

There's a kitchen, a dining room, a living room, a bathroom and three bedrooms.

My bedroom is small. There's a teddy on my bed!

Do you like my home?

Best wishes,
Lotte

**3 AFTER YOU READ**Complete the activities.  Page 116**Our Values**

Tidy up your
bedroom!



1 Listen and repeat.  2992 Listen. Say the tongue twister.  300

Ming's wearing wings in the living room.
Ming's wearing wings in the living room ...

3 Communicate  Play the game.  WB Page 117

Lessons 9 and 10

THE BIG QUESTION REVIEW

REVIEW
VIDEO1 Watch and answer the questions on the review video. 2 Find and write.  SB Pages 162-163

3 Think, pair, share! Answer.

1 Which is your favourite answer to the Big Question?

2 What is *your* home like?

4 Create  Make a mini book.  WB Pages 127-128

Write. Read at home.



Our homes are made of different materials.

Read and number.







☐ wood ☐ mud
☐ rock ☒ bricks



My home is special!




My home is a boat!
My bedroom is small.
There's a teddy on the bed.

5 Self-evaluation Colour.

My work in unit 14 is



OK



good



excellent



A bedroom collage

Think about it

- 1** **Think** Which bedroom words can you remember? Tell your teacher.

WHOLE CLASS

table

sofa

bed

clock

Make

- 2** **Create** What's your perfect bedroom like? Make a collage.

WHOLE CLASS



Find things to use for your perfect bedroom collage.



Stick things to a sheet of paper.



Finish your picture.



Stick your collages on the wall.

Practise

3 Listen and read. Then repeat.  301 **WHOLE CLASS**



Talk

4 **Collaborate**  Talk about the bedroom collages. **WHOLE CLASS**

English in use

We say *So do I!* or *Me too!* when we like the same thing.





1 Look and write.
Use the Picture Dictionary.

WB Pages 119-121

7 Classroom objects

- | | |
|---|----|
| 1 | 6 |
| 2 | 7 |
| 3 | 8 |
| 4 | 9 |
| 5 | 10 |

8 Family


- | | |
|---|----|
| 1 | 6 |
| 2 | 7 |
| 3 | 8 |
| 4 | 9 |
| 5 | 10 |

9 Toys

- | | |
|---|----|
| 1 | 6 |
| 2 | 7 |
| 3 | 8 |
| 4 | 9 |
| 5 | 10 |







Writing Practice Units 10–12

- 1** Look and write.
Use the Picture Dictionary.

WB Pages 122–124

10 Pets



- | | |
|---|----|
| 1 | 6 |
| 2 | 7 |
| 3 | 8 |
| 4 | 9 |
| 5 | 10 |

11 Food and drink

- | | |
|---|----|
| 1 | 6 |
| 2 | 7 |
| 3 | 8 |
| 4 | 9 |
| 5 | 10 |

12 Body and face

- | | |
|---|----|
| 1 | 6 |
| 2 | 7 |
| 3 | 8 |
| 4 | 9 |
| 5 | 10 |



1 Look and write.
Use the Picture Dictionary.

WB Pages 125–126

13 Clothes

- | | |
|---------|----------|
| 1 _____ | 6 _____ |
| 2 _____ | 7 _____ |
| 3 _____ | 8 _____ |
| 4 _____ | 9 _____ |
| 5 _____ | 10 _____ |

14 At home

- | | |
|---------|----------|
| 1 _____ | 6 _____ |
| 2 _____ | 7 _____ |
| 3 _____ | 8 _____ |
| 4 _____ | 9 _____ |
| 5 _____ | 10 _____ |



Well done!

Christmas

1 Listen and point. Then repeat.  302

- 1 stocking
- 2 Father Christmas
- 3 Christmas tree
- 4 bell
- 5 decorations
- 6 present




2 Look at the card in activity 1. Listen and say what's missing.  303

3  Make a Christmas card.



Fold a sheet of card. Draw a picture on the front of the card.



Draw more pictures inside your card. Write a Christmas message in your card.

4  Give your card to a friend.



Happy Christmas!

Thank you!



International Day of Friendship

1 Read and listen. 304

The International Day of Friendship is on 30th July every year. People visit, call or send cards to their friends. Good friends are important!

2 Listen and point. Then repeat. 305



- 1 helpful
- 2 fun
- 3 tidy
- 4 honest
- 5 bright
- 6 creative

3 Look at the picture in activity 2. Listen and say what's missing. 306

4 Make paper friends.



Fold a sheet of paper. Draw a person on the front. Then cut out.



Decorate your paper friends.




5 Tell the class about your friends.



These are my friends.
This is Holly. She's fun. This is ...



5 1 2 3 4 5



6 7 8 9 10



Oxford University Press
is the world's authority
on the English language.

As part of the University of
Oxford, we are committed to
furthering English language
learning worldwide.

We continuously bring
together our experience,
expertise and research to
create resources such as
this one, helping millions of
learners of English to achieve
their potential.



OXFORD
UNIVERSITY PRESS
irlanguage

www.oup.com/elt

^{2nd edition} Oxford Discover Foundation

Creating young thinkers with great futures

Who's in your family?
What do we like about school?
How do we have fun?

Oxford Discover Foundation uses 'Big Questions' to tap into children's natural curiosity, enabling them to ask their own questions, find their own answers, and explore the world around them.

Oxford Discover Foundation builds on tried and tested methodology, developing 21st Century Skills in **critical thinking**, **communication**, **collaboration** and **creativity**, to prepare students for success at primary school and beyond.

- A **staged literacy approach** gets learners reading and writing with confidence
- 'Big Questions' in every unit inspire children to express their own ideas
- Engaging **story animations** and 'Big Question' **videos** increase class participation
- **Hands-on projects** encourage creativity and collaboration
- **Online teacher's resources** provide all your classroom material in one place

Students



Student Book



Workbook

Parents Parent's Website

Teachers

Teacher's Pack

- Classroom Presentation Tool
- Teacher's Guide

Class Audio Downloads

Assessment Audio Downloads

Poster and Picture Cards

Teacher's Website

Online Teacher's Resources

مجمع زبان ایرانیان



Lifelong learning with the
Oxford Discover family.

